

AUSTRIA ROTX(EUR)

ISIN: **AT0000600473** WKN: -

Overview

2024/05/02 17:45:00

Price

21,540.61 EURDifference  0.90% (191.48)

General attributes

ISIN AT0000600473

Symbol -

Country Romania

Instruments in index 14

Type of index -

Security type Index

Market data

Open 21,349.56 EUR

High 21,610.08 EUR









Low 21,347.66 EUR

Close (prev. day) 21,349.13 EUR

Trading volume (m) -

Volume (pcs) -

Top 5

Name 	Price	+ - (%) 	Trend 
OMV PETROM...	0.706	+2.17	
BANCA TRAN...	28.95	+1.94	
MED LIFE S...	4.20	+1.69	
S.N.T.G.N...	19.18	+1.48	
ONE UNITED...	0.882	+1.15	

Intraday 1W 1M 6m 1Y 3Y

Flop 5

Name 	Price	+ - (%) 	Trend 
SOCIETATEA...	52.20	-0.57	
TRANSELECT...	29.35	-0.51	
TRANSPORT ...	26.70	-0.37	
S.N. NUCLE...	49.15	-0.10	
S.P.E.E.H....	134.60	-0.07	

Intraday 1W 1M 6m 1Y 3Y

5Y










Information about previous performance does not guarantee future performance.

Source: FactSet

Recent research

on market

Date	Headline	Download 
2024/05/06	 Mixed data on retail sales and industrial output	
2024/05/02	 BCR Romania Manufacturing PMI up in April	
2024/04/29	 Business sentiment up in April 2024	
2024/04/29	 Focus on GDP data and central bank meeting in Czec...	
2024/04/23	 CEE Special Report Strong growth in CEE economie...	

Futures and Options

Related Futures -

Related Options -

Details

2024/05/02 17:45:00

Price

21,540.61 EURDifference  0.90% (191.48)

General attributes

ISIN AT0000600473

Symbol -

Country Romania

Security type Index

Instruments in index 14

Market data

Open 21,349.56 EUR

High 21,610.08 EUR

Low 21,347.66 EUR

Close (prev. day) 21,349.13 EUR

Trading volume (m) -

Volume (pcs) -

Performance and Risk

	6m	1Y	3Y
Perf (%)	+18.48%	+36.37%	+57.60%
Perf (abs.)	+3,360.54	+5,744.64	+7,872.46
Beta	-	-	-
Volatility	8.85	10.88	14.73



Information about previous performance does not guarantee future performance.
Source: FactSet

Price data

Ø price 5 days Ø volume 5 days (pcs.)	21,395.89 EUR (0)
Ø price 30 days Ø volume 30 days (pcs.)	21,266.94 EUR (0)
Ø price 100 days Ø volume 100 days (pcs.)	20,360.96 EUR (0)
Ø price 250 days Ø volume 250 days (pcs.)	18,402.33 EUR (0)
YTD High date	21,731.51 EUR (2024/04/08)
YTD Low date	19,294.75 EUR (2024/01/04)
52 Weeks High date	21,731.51 EUR (2024/04/08)
52 Weeks Low date	15,158.02 EUR (2023/06/23)

Composition

Name  ISIN	Price	Diff %  Diff +/-	Performance 	Date Time	Turnover Pc.  Turnover Money 
BANCA TRANSILVANIA SA ROTLVAACNOR1	28.95	1.94% 0.55		24/05/02 16:51:22	348,040 10,096,982.95
BRD - GROUPE SOCIETE GENE... ROBRDBACNOR2	20.80	0.00% 0.00		24/05/02 16:58:49	33,951 708,955.90
DIGI COMMUNICATIONS N.V. ... NL0012294474	56.80	1.07% 0.60		24/05/02 16:50:27	7,389 416,782.00
FONDUL PROPRIETATEA RON0... ROFPTAACNOR5	0.5195	0.48% 0.00		24/05/02 16:59:52	4,386,646 2,286,611.84
MED LIFE S.A RON0.25 ROMEDLACNOR6	4.20	1.69% 0.07		24/05/02 16:55:30	114,044 477,144.67
OMV PETROM S.A. RON0.1 ROSNPPACNOR9	0.706	2.17% 0.02		24/05/02 16:55:33	5,194,141 3,663,371.61
ONE UNITED PROPERTIES RON... ROJ8YZPDHWW8	0.882	1.15% 0.01		24/05/02 16:50:27	770,108 679,178.87
S.N. NUCLEARELECTRICA S.A... ROSNNEACNOR8	49.15	-0.10% -0.05		24/05/02 16:51:16	56,365 2,746,810.55
S.N.T.G.N. TRANSGAZ S.A R... ROTGNTACNOR8	19.18	1.48% 0.28		24/05/02 16:50:32	20,886 399,193.90
S.P.E.E.H. HIDROELECTRICA... RO4Q0Z5RO1B6	134.60	-0.07% -0.10		24/05/02 16:54:47	32,671 4,393,863.50
SOCIETATEA ENERGETICA ELE... ROELECACNOR5	13.38	0.45% 0.06		24/05/02 16:50:32	15,857 211,509.16
SOCIETATEA NATL DE GAZE N... ROSNGNACNOR3	52.20	-0.57% -0.30		24/05/02 16:57:47	28,328 1,480,534.50
TRANSELECTRICA SA RON10 ROTSELACNOR9	29.35	-0.51% -0.15		24/05/02 16:50:32	10,549 309,522.65
TRANSPORT TRADE SERVICES ... ROYCRRK66RD8	26.70	-0.37% -0.10		24/05/02 16:54:07	8,322 221,871.00