

## AUSTRIA ROTX(EUR)

ISIN: AT0000600473 WKN: -

## Overview

2024/04/29 17:45:00

Price

21,429.87 EUR

Difference  0.78% (165.93)

## General attributes

ISIN AT0000600473

Symbol -

Country Romania

Instruments in index 14

Type of index -

Security type Index

## Market data

Open 21,265.65 EUR

High 21,464.63 EUR














Low 21,265.65 EUR

Close (prev. day) 21,263.94 EUR

Trading volume (m) -

Volume (pcs) -

## Top 5

Name 	Price	+ - (%) 	Trend 
OMV PETROM...	0.6995	+1.52 	
DIGI COMMU...	55.60	+1.46 	
BANCA TRAN...	28.80	+1.41 	
S.P.E.E.H....	133.80	+0.90 	
MED LIFE S...	4.15	+0.85 	

Intraday 1W 1M 6m 1Y 3Y

## Flop 5

Name 	Price	+ - (%) 	Trend 
FONDUL PRO...	0.517	-1.52 	
TRANSPORT ...	26.70	-0.74 	
ONE UNITED...	0.87	-0.57 	
SOCIETATEA...	13.32	-0.45 	
S.N. NUCLE...	48.80	-0.41 	

Intraday 1W 1M 6m 1Y 3Y

5Y














Information about previous performance does not guarantee future performance.

Source: FactSet

## Recent research

on market

Date	Headline	Download 
2024/04/29 	Business sentiment up in April 2024	
2024/04/29 	Focus on GDP data and central bank meeting in Czec...	
2024/04/23 	CEE Special Report   Strong growth in CEE economie...	
2024/04/21 	Hungarian central bank to cut rates further	
2024/04/18 	CEE corporate bond rally	

**Futures and Options**

**Related Futures** -

**Related Options** -

## Details

2024/04/29 17:45:00

Price

**21,429.87** EURDifference  0.78% (165.93)

## General attributes

ISIN AT0000600473

Symbol -

Country Romania

Security type Index

Instruments in index 14

## Market data

Open 21,265.65 EUR

High 21,464.63 EUR

Low 21,265.65 EUR

Close (prev. day) 21,263.94 EUR

Trading volume (m) -

Volume (pcs) -

## Performance and Risk

	6m	1Y	3Y
Perf (%)	+19.48%	+35.39%	+56.79%
Perf (abs.)	+3,493.53	+5,601.99	+7,761.72
Beta	-	-	-
Volatility	9.08	10.87	14.74




Information about previous performance does not guarantee future performance.

Source: FactSet

## Price data

Ø price 5 days   Ø volume 5 days (pcs.)	21,257.48 EUR (0)
Ø price 30 days   Ø volume 30 days (pcs.)	21,192.07 EUR (0)
Ø price 100 days   Ø volume 100 days (pcs.)	20,301.51 EUR (0)
Ø price 250 days   Ø volume 250 days (pcs.)	18,340.24 EUR (0)
YTD High   date	21,731.51 EUR (2024/04/08)
YTD Low   date	19,294.75 EUR (2024/01/04)
52 Weeks High   date	21,731.51 EUR (2024/04/08)
52 Weeks Low   date	15,158.02 EUR (2023/06/23)

## Composition

Name  ISIN	Price	Diff %  Diff +/-	Performance 	Date Time	Turnover Pc.  Turnover Money 
BANCA TRANSILVANIA SA ROTLVAACNOR1	28.80	1.41% 0.40		24/04/29 16:59:52	308,208 8,903,950.25
BRD - GROUPE SOCIETE GENE... ROBRDBACNOR2	20.90	-0.24% -0.05		24/04/29 16:51:00	33,424 689,787.70
DIGI COMMUNICATIONS N.V. ... NL0012294474	55.60	1.46% 0.80		24/04/29 16:58:51	14,300 793,667.60
FONDUL PROPRIETATEA RON0... ROFPTAACNOR5	0.517	-1.52% -0.01		24/04/29 16:51:40	7,834,422 4,066,502.54
MED LIFE S.A RON0.25 ROMEDLACNOR6	4.15	0.85% 0.04		24/04/29 16:57:31	22,800 93,927.09
OMV PETROM S.A. RON0.1 ROSNPPACNOR9	0.6995	1.52% 0.01		24/04/29 16:58:08	7,161,640 4,999,808.02
ONE UNITED PROPERTIES RON... ROJ8YZPDHWW8	0.87	-0.57% -0.01		24/04/29 16:51:34	656,100 571,836.39
S.N. NUCLEARELECTRICA S.A... ROSNNEACNOR8	48.80	-0.41% -0.20		24/04/29 16:51:35	18,252 894,937.65
S.N.T.G.N. TRANSGAZ S.A R... ROTGNTACNOR8	18.84	0.00% 0.00		24/04/29 16:50:32	54,742 1,017,773.42
S.P.E.E.H. HIDROELECTRICA... RO4Q0Z5RO1B6	133.80	0.90% 1.20		24/04/29 16:59:34	60,701 8,124,152.10
SOCIETATEA ENERGETICA ELE... ROELECACNOR5	13.32	-0.45% -0.06		24/04/29 16:52:47	25,921 344,076.50
SOCIETATEA NATL DE GAZE N... ROSNGNACNOR3	52.50	0.57% 0.30		24/04/29 16:50:43	30,398 1,587,703.90
TRANSELECTRICA SA RON10 ROTSELACNOR9	29.50	0.68% 0.20		24/04/29 16:52:25	2,619 76,620.30
TRANSPORT TRADE SERVICES ... ROYCRRK66RD8	26.70	-0.74% -0.20		24/04/29 16:38:07	88,572 2,368,931.80