

AUSTRIA ROTX(EUR)

ISIN: **AT0000600473** WKN: -

Overview

2024/04/25 10:28:09

Price

21,333.84 EURDifference  0.50% (106.58)

General attributes

ISIN	AT0000600473
Symbol	-
Country	Romania
Instruments in index	14
Type of index	-
Security type	Index

Market data




Open	21,225.55 EUR
High	21,354.64 EUR
Low	21,225.55 EUR
Close (prev. day)	21,227.26 EUR
Trading volume (m)	-
Volume (pcs)	-

Top 5

Name 	Price	+ - (%) 	Trend 
BRD - GROU...	20.85	+1.46 	
ONE UNITED...	0.875	+1.04 	
TRANSPORT ...	27.00	+0.93 	
BANCA TRAN...	28.70	+0.88 	
SOCIETATEA...	52.40	+0.77 	

Intraday 1W 1M 6m 1Y 3Y

Flop 5

Name 	Price	+ - (%) 	Trend 
MED LIFE S...	4.09	-0.24 	

Intraday 1W 1M 6m 1Y 3Y

Futures and Options

Related Futures	-
Related Options	-

5Y



Information about previous performance does not guarantee future performance.

Source: FactSet

Recent research

on market

Date	Headline	Download 
2024/04/23	 CEE Special Report Strong growth in CEE economie...	
2024/04/21	 Hungarian central bank to cut rates further	
2024/04/18	 CEE corporate bond rally	
2024/04/15	 Parliamentary elections in Croatia	
2024/04/12	 Industrial Production Beats Expectations	

Details

2024/04/25 10:28:09

Price

21,333.84 EURDifference  0.50% (106.58)

General attributes

ISIN AT0000600473

Symbol -

Country Romania

Security type Index

Instruments in index 14

Market data

Open 21,225.55 EUR

High 21,354.64 EUR

Low 21,225.55 EUR

Close (prev. day) 21,227.26 EUR

Trading volume (m) -

Volume (pcs) -

Performance and Risk

	6m	1Y	3Y
Perf (%)	+18.65%	+32.87%	+57.34%
Perf (abs.)	+3,336.34	+5,251.89	+7,735.89
Beta	-	-	-
Volatility	9.10	10.86	14.75



Information about previous performance does not guarantee future performance.

Source: FactSet

Price data

Ø price 5 days Ø volume 5 days (pcs.)	21,137.52 EUR (0)
Ø price 30 days Ø volume 30 days (pcs.)	21,099.86 EUR (0)
Ø price 100 days Ø volume 100 days (pcs.)	20,228.55 EUR (0)
Ø price 250 days Ø volume 250 days (pcs.)	18,267.30 EUR (0)
YTD High date	21,731.51 EUR (2024/04/08)
YTD Low date	19,294.75 EUR (2024/01/04)
52 Weeks High date	21,731.51 EUR (2024/04/08)
52 Weeks Low date	15,158.02 EUR (2023/06/23)

Composition

Name  ISIN	Price	Diff %  Diff +/-	Performance 	Date Time	Turnover Pc.  Turnover Money 
BANCA TRANSILVANIA SA ROTLVAACNOR1	28.70	0.88% 0.25		24/04/25 10:27:40	34,304 982,167.80
BRD - GROUPE SOCIETE GENE... ROBRDBACNOR2	20.85	1.46% 0.30		24/04/25 10:23:47	18,606 388,699.00
DIGI COMMUNICATIONS N.V. ... NL0012294474	56.40	0.36% 0.20		24/04/25 10:25:09	1,415 79,726.40
FONDUL PROPRIETATEA RON0... ROFPTAACNOR5	0.525	0.29% 0.00		24/04/25 10:26:09	380,556 199,531.13
MED LIFE S.A RON0.25 ROMEDLACNOR6	4.09	-0.24% -0.01		24/04/25 10:27:53	3,261 13,313.65
OMV PETROM S.A. RON0.1 ROSNPPACNOR9	0.6905	0.07% 0.00		24/04/25 10:28:09	1,722,771 1,189,415.90
ONE UNITED PROPERTIES RON... ROJ8YZPDHWW8	0.875	1.04% 0.01		24/04/25 10:21:43	1,328,450 1,163,156.26
S.N. NUCLEARELECTRICA S.A... ROSNNEACNOR8	48.30	0.00% 0.00		24/04/25 10:28:04	1,242 59,994.45
S.N.T.G.N. TRANSGAZ S.A R... ROTGNTACNOR8	19.00	0.32% 0.06		24/04/25 10:27:50	580 11,014.00
S.P.E.E.H. HIDROELECTRICA... RO4Q0Z5RO1B6	133.30	0.30% 0.40		24/04/25 10:27:49	4,341 577,607.60
SOCIETATEA ENERGETICA ELE... ROELECACNOR5	13.08	0.00% 0.00		24/04/25 10:24:34	288,524 3,797,188.26
SOCIETATEA NATL DE GAZE N... ROSNGNACNOR3	52.40	0.77% 0.40		24/04/25 10:26:19	4,299 225,011.20
TRANSELECTRICA SA RON10 ROTSELACNOR9	29.45	0.51% 0.15		24/04/25 10:01:44	1,129 33,219.70
TRANSPORT TRADE SERVICES ... ROYCRRK66RD8	27.00	0.93% 0.25		24/04/25 10:25:59	1,833 49,239.65