

## AUSTRIA ROTX(EUR)

ISIN: **AT0000600473** WKN: -

## Overview

2024/04/23 17:45:00

Price

**21,117.51** EURDifference  -0.05% (-11.34)

## General attributes

ISIN AT0000600473

Symbol -

Country Romania

Instruments in index 14

Type of index -

Security type Index

## Market data

Open 21,131.40 EUR

High 21,192.91 EUR

Low 21,114.20 EUR

Close (prev. day) 21,128.85 EUR

Trading volume (m) -

Volume (pcs) -

## Top 5

Name 	Price	+ - (%) 	Trend 
DIGI COMMU...	56.00	+1.45	
OMV PETROM...	0.684	+0.59	
TRANSPORT ...	26.85	+0.56	
MED LIFE S...	4.05	+0.50	
SOCIETATEA...	51.20	+0.39	

Intraday 1W 1M 6m 1Y 3Y

## Flop 5

Name 	Price	+ - (%) 	Trend 
ONE UNITED...	0.895	-2.72	
SOCIETATEA...	13.00	-0.91	
S.N. NUCLE...	47.90	-0.73	
BANCA TRAN...	28.45	-0.70	
S.N.T.G.N....	18.92	-0.21	

Intraday 1W 1M 6m 1Y 3Y

5Y







Information about previous performance does not guarantee future performance.

Source: FactSet

## Recent research

## on market

Date	Headline	Download 
2024/04/23	 CEE Special Report   Strong growth in CEE economie...	
2024/04/21	 Hungarian central bank to cut rates further	
2024/04/18	 CEE corporate bond rally	
2024/04/15	 Parliamentary elections in Croatia	
2024/04/12	 Industrial Production Beats Expectations	

**Futures and Options**

**Related Futures** -

**Related Options** -

## Details

2024/04/23 17:45:00

Price

**21,117.51** EURDifference  -0.05% (-11.34)

## General attributes

ISIN AT0000600473

Symbol -

Country Romania

Security type Index

Instruments in index 14

## Market data

Open 21,131.40 EUR

High 21,192.91 EUR

Low 21,114.20 EUR

Close (prev. day) 21,128.85 EUR

Trading volume (m) -

Volume (pcs) -

## Performance and Risk

	6m	1Y	3Y
Perf (%)	+19.40%	+32.72%	+56.53%
Perf (abs.)	+3,430.89	+5,205.67	+7,626.14
Beta	-	-	-
Volatility	9.09	10.86	14.76



Information about previous performance does not guarantee future performance.  
Source: FactSet

## Price data

Ø price 5 days   Ø volume 5 days (pcs.)	21,127.42 EUR (0)
Ø price 30 days   Ø volume 30 days (pcs.)	21,073.09 EUR (0)
Ø price 100 days   Ø volume 100 days (pcs.)	20,203.60 EUR (0)
Ø price 250 days   Ø volume 250 days (pcs.)	18,244.11 EUR (0)
YTD High   date	21,731.51 EUR (2024/04/08)
YTD Low   date	19,294.75 EUR (2024/01/04)
52 Weeks High   date	21,731.51 EUR (2024/04/08)
52 Weeks Low   date	15,158.02 EUR (2023/06/23)

## Composition

Name  ISIN	Price	Diff %  Diff +/-	Performance 	Date Time	Turnover Pc.  Turnover Money 
BANCA TRANSILVANIA SA ROTLVAACNOR1	28.45	-0.70% -0.20		24/04/23 16:57:07	277,721 7,957,642.95
BRD - GROUPE SOCIETE GENE... ROBRDBACNOR2	20.35	0.00% 0.00		24/04/23 16:50:18	51,021 1,041,261.10
DIGI COMMUNICATIONS N.V. ... NL0012294474	56.00	1.45% 0.80	█	24/04/23 16:50:13	14,192 789,304.80
FONDUL PROPRIETATEA RON0... ROFPTAACNOR5	0.52	0.10% 0.00		24/04/23 16:50:20	1,521,837 794,126.34
MED LIFE S.A RON0.25 ROMEDLACNOR6	4.05	0.50% 0.02	█	24/04/23 16:50:19	46,539 188,855.20
OMV PETROM S.A. RON0.1 ROSNPPACNOR9	0.684	0.59% 0.00	█	24/04/23 16:57:25	3,834,202 2,622,770.42
ONE UNITED PROPERTIES RON... ROJ8YZPDHWW8	0.895	-2.72% -0.03		24/04/23 16:56:55	3,084,503 2,775,229.90
S.N. NUCLEARELECTRICA S.A... ROSNNEACNOR8	47.90	-0.73% -0.35		24/04/23 16:50:19	9,353 448,995.10
S.N.T.G.N. TRANSGAZ S.A R... ROTGNTACNOR8	18.92	-0.21% -0.04		24/04/23 16:50:19	40,519 769,581.48
S.P.E.E.H. HIDROELECTRICA... RO4Q0Z5RO1B6	132.50	0.00% 0.00		24/04/23 16:59:11	21,075 2,789,764.90
SOCIETATEA ENERGETICA ELE... ROELECACNOR5	13.00	-0.91% -0.12		24/04/23 16:50:19	13,771 178,607.74
SOCIETATEA NATL DE GAZE N... ROSNGNACNOR3	51.20	0.39% 0.20	█	24/04/23 16:50:20	34,977 1,791,749.10
TRANSELECTRICA SA RON10 ROTSELACNOR9	29.05	-0.17% -0.05		24/04/23 16:50:19	3,178 92,353.80
TRANSPORT TRADE SERVICES ... ROYCRRK66RD8	26.85	0.56% 0.15	█	24/04/23 16:50:19	47,603 1,279,637.00