

AUSTRIA ROTX(EUR)

ISIN: **AT0000600473** WKN: -

Overview

2024/04/18 09:58:46

Price

21,227.00 EURDifference  0.24% (50.23)

General attributes

ISIN AT0000600473

Symbol -

Country Romania

Instruments in index 14

Type of index -

Security type Index

Market data

Open 21,180.18 EUR

High 21,260.83 EUR

Low 21,175.41 EUR

Close (prev. day) 21,176.77 EUR

Trading volume (m) -

Volume (pcs) -

Top 5

Name 	Price	+ - (%) 	Trend 
BRD - GROU...	20.30	+1.25 	
S.N. NUCLE...	48.00	+0.63 	
TRANSPORT ...	26.80	+0.56 	
ONE UNITED...	0.93	+0.54 	
DIGI COMMU...	55.80	+0.36 	

Intraday 1W 1M 6m 1Y 3Y

Flop 5

Name 	Price	+ - (%) 	Trend 
SOCIETATEA...	13.16	-0.60 	
TRANSELECT...	29.00	-0.51 	
MED LIFE S...	4.06	-0.49 	

Intraday 1W 1M 6m 1Y 3Y

Futures and Options

Related Futures -

Related Options -

5Y










Information about previous performance does not guarantee future performance.

Source: FactSet

Recent research

on market

Date	Headline	Download 
2024/04/15	 Parliamentary elections in Croatia	
2024/04/12	 Industrial Production Beats Expectations	
2024/04/11	 Less aggressive monetary easing to come	
2024/04/11	 March CPI paves the way for May rate cut	
2024/04/08	 Inflation numbers and Serbia's central bank meetin...	

Details

2024/04/18 09:58:46

Price

21,227.00 EUR

Difference



0.24% (50.23)

General attributes

ISIN AT0000600473

Symbol -

Country Romania

Security type Index

Instruments in index 14

Market data

Open 21,180.18 EUR

High 21,260.83 EUR

Low 21,175.41 EUR

Close (prev. day) 21,176.77 EUR

Trading volume (m) -

Volume (pcs) -

Performance and Risk

	6m	1Y	3Y
Perf (%)	+18.91%	+33.56%	+56.92%
Perf (abs.)	+3,367.07	+5,320.59	+7,681.69
Beta	-	-	-
Volatility	9.51	10.86	14.76



Information about previous performance does not guarantee future performance.

Source: FactSet

Price data

Ø price 5 days Ø volume 5 days (pcs.)	21,168.37 EUR (0)
Ø price 30 days Ø volume 30 days (pcs.)	20,982.55 EUR (0)
Ø price 100 days Ø volume 100 days (pcs.)	20,134.70 EUR (0)
Ø price 250 days Ø volume 250 days (pcs.)	18,154.16 EUR (0)
YTD High date	21,731.51 EUR (2024/04/08)
YTD Low date	19,294.75 EUR (2024/01/04)
52 Weeks High date	21,731.51 EUR (2024/04/08)
52 Weeks Low date	15,158.02 EUR (2023/06/23)

Composition

Name  ISIN	Price	Diff %  Diff +/-	Performance 	Date Time	Turnover Pc.  Turnover Money 
BANCA TRANSILVANIA SA ROTLVAACNOR1	28.80	0.17% 0.05		24/04/18 09:57:39	13,083 375,687.70
BRD - GROUPE SOCIETE GENE... ROBRDBACNOR2	20.30	1.25% 0.25		24/04/18 09:58:30	2,563 52,203.05
DIGI COMMUNICATIONS N.V. ... NL0012294474	55.80	0.36% 0.20		24/04/18 09:58:03	694 38,790.00
FONDUL PROPRIETATEA RON0... ROFPTAACNOR5	0.5165	0.10% 0.00		24/04/18 09:58:28	108,801 56,140.50
MED LIFE S.A RON0.25 ROMEDLACNOR6	4.06	-0.49% -0.02		24/04/18 09:57:56	3,803 15,539.21
OMV PETROM S.A. RON0.1 ROSNPPACNOR9	0.685	0.00% 0.00		24/04/18 09:58:47	948,002 646,613.93
ONE UNITED PROPERTIES RON... ROJ8YZPDHWW8	0.93	0.54% 0.01		24/04/18 09:55:07	53,909 50,112.09
S.N. NUCLEARELECTRICA S.A... ROSNNEACNOR8	48.00	0.63% 0.30		24/04/18 09:56:28	2,407 115,119.05
S.N.T.G.N. TRANSGAZ S.A R... ROTGNTACNOR8	19.26	0.21% 0.04		24/04/18 09:55:44	301 5,825.36
S.P.E.E.H. HIDROELECTRICA... RO4Q0Z5RO1B6	132.40	0.30% 0.40		24/04/18 09:55:59	2,187 289,151.50
SOCIETATEA ENERGETICA ELE... ROELECACNOR5	13.16	-0.60% -0.08		24/04/18 09:52:51	1,861 24,453.90
SOCIETATEA NATL DE GAZE N... ROSNGNACNOR3	51.80	0.00% 0.00		24/04/18 09:57:08	1,297 67,151.90
TRANSELECTRICA SA RON10 ROTSELACNOR9	29.00	-0.51% -0.15		24/04/18 09:49:48	726 21,118.60
TRANSPORT TRADE SERVICES ... ROYCRRK66RD8	26.80	0.56% 0.15		24/04/18 09:57:02	2,522 67,525.70