

## AUSTRIA ROTX(EUR)

ISIN: **AT0000600473** WKN: -

## Overview

2024/04/16 17:45:00

Price

**21,033.79** EURDifference  -0.58% (-123.69)

## General attributes

ISIN	AT0000600473
Symbol	-
Country	Romania
Instruments in index	14
Type of index	-
Security type	Index

## Market data

Open	21,163.22 EUR
High	21,220.06 EUR
Low	20,941.06 EUR
Close (prev. day)	21,157.48 EUR
Trading volume (m)	-
Volume (pcs)	-

## Top 5

Name 	Price	+ - (%) 	Trend 
S.P.E.E.H....	131.80	-0.15	
SOCIATEA...	51.70	-0.19	
FONDUL PRO...	0.515	-0.19	

Intraday **1W** 1M 6m 1Y 3Y

## Flop 5

Name 	Price	+ - (%) 	Trend 
TRANSPORT ...	26.00	-2.26	
SOCIATEA...	13.00	-1.52	
MED LIFE S...	4.04	-1.34	
S.N.T.G.N....	19.20	-1.34	
BRD - GROU...	20.15	-1.23	

Intraday **1W** 1M 6m 1Y 3Y

## Futures and Options

Related Futures	-
Related Options	-

5Y










Information about previous performance does not guarantee future performance.

Source: FactSet

## Recent research

## on market

Date	Headline	Download 
2024/04/15	 Parliamentary elections in Croatia	
2024/04/12	 Industrial Production Beats Expectations	
2024/04/11	 Less aggressive monetary easing to come	
2024/04/11	 March CPI paves the way for May rate cut	
2024/04/08	 Inflation numbers and Serbia's central bank meetin...	

## Details

2024/04/16 17:45:00

Price

**21,033.79** EURDifference  -0.58% (-123.69)

## General attributes

ISIN AT0000600473

Symbol -

Country Romania

Security type Index

Instruments in index 14

## Market data

Open 21,163.22 EUR

High 21,220.06 EUR

Low 20,941.06 EUR

Close (prev. day) 21,157.48 EUR

Trading volume (m) -

Volume (pcs) -

## Performance and Risk

	6m	1Y	3Y
Perf (%)	+17.37%	+32.65%	+55.86%
Perf (abs.)	+3,112.95	+5,177.61	+7,538.71
Beta	-	-	-
Volatility	9.50	10.87	14.77



Information about previous performance does not guarantee future performance.

Source: FactSet

## Price data

Ø price 5 days   Ø volume 5 days (pcs.)	21,245.26 EUR (0)
Ø price 30 days   Ø volume 30 days (pcs.)	20,957.12 EUR (0)
Ø price 100 days   Ø volume 100 days (pcs.)	20,106.98 EUR (0)
Ø price 250 days   Ø volume 250 days (pcs.)	18,131.63 EUR (0)
YTD High   date	21,731.51 EUR (2024/04/08)
YTD Low   date	19,294.75 EUR (2024/01/04)
52 Weeks High   date	21,731.51 EUR (2024/04/08)
52 Weeks Low   date	15,158.02 EUR (2023/06/23)

## Composition

Name  ISIN	Price	Diff %  Diff +/-	Performance 	Date Time	Turnover Pc.  Turnover Money 
BANCA TRANSILVANIA SA ROTLVAACNOR1	28.45	0.00% 0.00		24/04/16 16:59:04	313,039 8,895,021.75
BRD - GROUPE SOCIETE GENE... ROBRDBACNOR2	20.15	-1.23% -0.25		24/04/16 16:58:31	124,472 2,509,103.05
DIGI COMMUNICATIONS N.V. ... NL0012294474	53.60	-1.11% -0.60		24/04/16 16:54:30	14,464 768,049.80
FONDUL PROPRIETATEA RON0... ROFPTAACNOR5	0.515	-0.19% -0.00		24/04/16 16:56:00	1,392,620 716,064.02
MED LIFE S.A RON0.25 ROMEDLACNOR6	4.04	-1.34% -0.06		24/04/16 16:50:15	57,168 232,133.40
OMV PETROM S.A. RON0.1 ROSNPPACNOR9	0.679	-0.88% -0.01		24/04/16 16:50:14	5,411,467 3,677,509.00
ONE UNITED PROPERTIES RON... ROJ8YZPDHWW8	0.929	0.00% 0.00		24/04/16 16:57:56	5,680,603 5,243,490.23
S.N. NUCLEARELECTRICA S.A... ROSNNEACNOR8	47.45	-0.94% -0.45		24/04/16 16:56:32	51,855 2,467,205.50
S.N.T.G.N. TRANSGAZ S.A R... ROTGNTACNOR8	19.20	-1.34% -0.26		24/04/16 16:43:01	15,067 289,338.60
S.P.E.E.H. HIDROELECTRICA... RO4Q0Z5RO1B6	131.80	-0.15% -0.20		24/04/16 16:50:11	478,484 63,141,792.50
SOCIETATEA ENERGETICA ELE... ROELECACNOR5	13.00	-1.52% -0.20		24/04/16 16:57:29	56,732 738,170.72
SOCIETATEA NATL DE GAZE N... ROSNGNACNOR3	51.70	-0.19% -0.10		24/04/16 16:50:16	35,190 1,827,864.00
TRANSELECTRICA SA RON10 ROTSELACNOR9	29.00	-0.34% -0.10		24/04/16 16:43:01	9,130 264,949.05
TRANSPORT TRADE SERVICES ... ROYCRRK66RD8	26.00	-2.26% -0.60		24/04/16 16:50:16	33,906 885,777.10