

## AUSTRIA ROTX(EUR)

ISIN: AT0000600473

WKN: -

## Overview

2022/01/18 17:00:00

Price

**16,210.88** EURDifference  -1.42% (-233.28)

## General attributes

ISIN	AT0000600473
Symbol	-
Country	Romania
Instruments in index	8
Type of index	-
Security type	Index

## Market data

Open	16,441.34 EUR
High	16,553.92 EUR
Low	16,195.21 EUR
Close (prev. day)	16,444.16 EUR
Trading volume (m)	-
Volume (pcs)	-

## Top 5

Name 	Price	+ - (%) 	Trend 
SOCIETATEA...	36.85	-0.54	
S.N.T.G.N....	236.00	-1.05	
SC FONDUL ...	1.998	-1.09	
BRD - GROU...	19.76	-1.10	
BANCA TRAN...	2.65	-1.67	

Intraday 1W 1M 6m 1Y 3Y

## Flop 5

Name 	Price	+ - (%) 	Trend 
SOCIETATEA...	10.44	-2.43	
S.N. NUCLE...	45.90	-1.92	
OMV PETROM...	0.4855	-1.92	
BANCA TRAN...	2.65	-1.67	
BRD - GROU...	19.76	-1.10	

Intraday 1W 1M 6m 1Y 3Y

5Y






Information about previous performance does not guarantee future performance.

Source: FactSet

## Recent research

on market

Date	Headline	Download
2022/01/17	 Shedding light on the Polish economy	
2022/01/17	 Polish real economy in the spotlight	
2022/01/14	 Juicy spreads on government bonds	
2022/01/14	 Upside inflation surprise in December	
2022/01/12	 Motor vehicles production jumped in November	

**Futures and Options**

**Related Futures** -

**Related Options** -

## Details

2022/01/18 17:00:00

Price

**16,210.88** EURDifference  -1.42% (-233.28)

## General attributes

ISIN AT0000600473

Symbol -

Country Romania

Security type Index

Instruments in index 8

## Market data

Open 16,441.34 EUR

High 16,553.92 EUR

Low 16,195.21 EUR

Close (prev. day) 16,444.16 EUR

Trading volume (m) -

Volume (pcs) -

## Performance and Risk

	6m	1Y	3Y
Perf (%)	+13.02%	+31.87%	+82.65%
Perf (abs.)	+1,894.40	+3,974.61	+7,441.25
Beta	-	-	-
Volatility	12.58	11.68	18.31



5Y

Information about previous performance does not guarantee future performance.  
Source: FactSet

## Price data

Ø price 5 days   Ø volume 5 days (pcs.)	16,410.16 EUR (0)
Ø price 30 days   Ø volume 30 days (pcs.)	15,653.36 EUR (0)
Ø price 100 days   Ø volume 100 days (pcs.)	15,478.48 EUR (0)
Ø price 250 days   Ø volume 250 days (pcs.)	14,493.99 EUR (0)
YTD High   date	16,994.60 EUR (2022/01/17)
YTD Low   date	15,883.50 EUR (2022/01/06)
52 Weeks High   date	16,994.60 EUR (2022/01/17)
52 Weeks Low   date	12,395.11 EUR (2021/01/28)

## Composition

Name  ISIN 	Price	Diff %  Diff +/-	Performance 	Date Time	Turnover Pc.  Turnover Money 
BANCA TRANSILVANIA CLUJ R... ROTLVAACNOR1	2.65	-1.67% -0.05		22/01/18 16:59:24	1,347,407 3,588,477.83
BRD - GROUPE SOCIETE GENE... ROBRDBACNOR2	19.76	-1.10% -0.22		22/01/18 16:59:30	166,766 3,308,966.78
OMV PETROM S.A. RON0.1 ROSNPPACNOR9	0.4855	-1.92% -0.01		22/01/18 16:59:33	10,161,589 4,967,569.85
S.N. NUCLEARELECTRICA S.A... ROSNNEACNOR8	45.90	-1.92% -0.90		22/01/18 16:59:02	68,863 3,151,475.95
S.N.T.G.N. TRANSGAZ S.A R... ROTGNTACNOR8	236.00	-1.05% -2.50		22/01/18 16:59:48	1,993 470,861.00
SC FONDUL PROPRIETATEA RO... ROFPTAACNOR5	1.998	-1.09% -0.02		22/01/18 16:50:23	1,994,496 4,003,604.88
SOCIETATEA ENERGETICA ELE... ROELECACNOR5	10.44	-2.43% -0.26		22/01/18 16:56:46	40,728 427,790.06
SOCIETATEA NATL DE GAZE N... ROSNGNACNOR3	36.85	-0.54% -0.20		22/01/18 16:50:23	41,731 1,538,795.15