

AUSTRIA ROTX(EUR)

ISIN: AT0000600473

WKN: -

Overview

2021/11/29 17:45:00

Price

14,791.54 EURDifference  -0.14% (-21.40)

General attributes

ISIN	AT0000600473
Symbol	-
Country	Romania
Instruments in index	8
Type of index	-
Security type	Index

Market data

Open	14,815.34 EUR
High	14,948.82 EUR
Low	14,648.71 EUR
Close (prev. day)	14,812.94 EUR
Trading volume (m)	-
Volume (pcs)	-

Top 5

Name 	Price	+ - (%) 	Trend 
S.N. NUCLE...	43.30	+6.91	
SC FONDUL ...	1.81	+1.80	
BANCA TRAN...	2.48	+0.40	

Intraday 1W 1M 6m 1Y 3Y

Flop 5

Name 	Price	+ - (%) 	Trend 
BRD - GROU...	17.00	-3.19	
S.N.T.G.N....	219.00	-2.67	
OMV PETROM...	0.447	-2.19	
SOCIETATEA...	9.82	-2.00	
SOCIETATEA...	33.50	-0.15	

Intraday 1W 1M 6m 1Y 3Y

Futures and Options

Related Futures	-
Related Options	-

5Y








Information about previous performance does not guarantee future performance.

Source: FactSet

Recent research

on market

Date	Headline	Download
2021/11/29	 CEE central banks will continue to increase intere...	
2021/11/29	 Business sentiment points towards slower growth	
2021/11/29	 Domestic demand behind the wheel	
2021/11/22	 Croatian performance in 3Q21 and Polish start of 4...	
2021/11/18	 CEE Special More rate hikes on horizon	

Details

2021/11/29 17:45:00

Price

14,791.54 EURDifference  -0.14% (-21.40)

General attributes

ISIN AT0000600473

Symbol -

Country Romania

Security type Index

Instruments in index 8

Market data

Open 14,815.34 EUR

High 14,948.82 EUR

Low 14,648.71 EUR

Close (prev. day) 14,812.94 EUR

Trading volume (m) -

Volume (pcs) -

Performance and Risk

	6m	1Y	3Y
Perf (%)	+3.27%	+28.87%	+35.36%
Perf (abs.)	+468.98	+3,313.64	+3,863.77
Beta	-	-	-
Volatility	11.89	11.40	20.65



Information about previous performance does not guarantee future performance.

Source: FactSet

Price data

Ø price 5 days Ø volume 5 days (pcs.)	15,102.95 EUR (0)
Ø price 30 days Ø volume 30 days (pcs.)	15,535.01 EUR (0)
Ø price 100 days Ø volume 100 days (pcs.)	15,213.20 EUR (0)
Ø price 250 days Ø volume 250 days (pcs.)	14,050.19 EUR (0)
YTD High date	15,863.97 EUR (2021/11/04)
YTD Low date	11,940.93 EUR (2021/01/05)
52 Weeks High date	15,863.97 EUR (2021/11/04)
52 Weeks Low date	11,455.95 EUR (2020/12/02)

Composition

Name  ISIN	Price	Diff %  Diff +/-	Performance 	Date Time	Turnover Pc.  Turnover Money 
BANCA TRANSILVANIA CLUJ R... ROTLVAACNOR1	2.48	0.40% 0.01		21/11/29 16:50:16	10,330,851 25,624,668.67
BRD - GROUPE SOCIETE GENE... ROBRDBACNOR2	17.00	-3.19% -0.56		21/11/29 16:52:25	349,754 6,011,626.36
OMV PETROM S.A. RON0.1 ROSNPPACNOR9	0.447	-2.19% -0.01		21/11/29 16:56:55	23,646,139 10,602,167.35
S.N. NUCLEARELECTRICA S.A... ROSNNEACNOR8	43.30	6.91% 2.80		21/11/29 16:56:41	148,808 6,009,213.30
S.N.T.G.N. TRANSGAZ S.A R... ROTGNTACNOR8	219.00	-2.67% -6.00		21/11/29 16:56:18	5,484 1,225,483.50
SC FONDUL PROPRIETATEA RO... ROFPTAACNOR5	1.81	1.80% 0.03		21/11/29 16:55:25	6,151,234 11,033,110.67
SOCIETATEA ENERGETICA ELE... ROLECACNOR5	9.82	-2.00% -0.20		21/11/29 16:51:06	300,543 3,004,231.70
SOCIETATEA NATL DE GAZE N... ROSNGNACNOR3	33.50	-0.15% -0.05		21/11/29 16:50:18	239,644 8,035,472.25