

TECHTRONIC INDUSTRIES CORP LTD.

15 minutes delayed

ISIN: **HK0669013440**

WKN: -

Overview

2024/04/19 03:51:37 15 minutes delayed

Price

103.70 HKD

Difference  -0.38% (-0.40)

General attributes

ISIN HK0669013440

Symbol 669

Exchange Hong Kong Stock Exchange

Currency HKD

Sector Industry

Security type Stock

Market cap (m) 22,741 EUR

Benchmark HANG SENG INDEX

Market data

Bid (Bid size) -

Ask (Ask size) -

Open 104.00 HKD

High 104.80 HKD

Low 102.50 HKD

Close (prev. day) 104.10 HKD

VWAP 103.644521 HKD

Volume (pcs) -

Trading volume -

Number of trades -

Last size -

Futures and Options

Related Futures -

Related Options -

5Y













Information about previous performance does not guarantee future performance.

Source: FactSet

Recent research

on sector

Date	Headline	Download
2024/04/03	 Global Equity Ratings	
2024/03/13	 Global Equity Ratings	
2024/02/22	 Global Equity Ratings	
2024/02/14	 Global Equity Ratings	
2024/01/23	 Global Equity Ratings	

Details

2024/04/19 03:51:37 15 minutes delayed

Price
103.70 HKD

Difference ▼ -0.38% (-0.40)

General attributes

ISIN	HK0669013440
Symbol	669
Exchange	Hong Kong Stock Exchange
Currency	HKD
Sector	Industry
Security type	Stock
Market cap (m)	22,741 EUR
Benchmark	HANG SENG INDEX

Market data

Bid (Bid size)	-
Ask (Ask size)	-
Open	104.00 HKD
High	104.80 HKD
Low	102.50 HKD
Close (prev. day)	104.10 HKD
VWAP	103.644521 HKD
Volume (pcs)	-
Trading volume	-
Number of trades	-
Last size	-

Performance and Risk

	6m	1Y	3Y
Perf (%)	+51.97%	+24.90%	-24.35%
Perf (abs.)	+35.60	+20.75	-33.50
Beta	0.79	1.71	0.97
Volatility	40.04	42.61	47.03

5Y



Information about previous performance does not guarantee future performance.
Source: FactSet

Price data

Ø price 5 days Ø volume 5 days (pcs.)	106.30 HKD (-)
Ø price 30 days Ø volume 30 days (pcs.)	102.95 HKD (-)
Ø price 100 days Ø volume 100 days (pcs.)	90.42 HKD (-)
Ø price 250 days Ø volume 250 days (pcs.)	84.09 HKD (-)
YTD High date	111.60 HKD (2024/04/12)
YTD Low date	80.40 HKD (2024/02/19)
52 Weeks High date	111.60 HKD (2024/04/12)
52 Weeks Low date	67.35 HKD (2023/10/19)

All listings for TECHTRONIC INDUSTRIES CORP LTD.

Exchange	Date	Time	Price	Trading volume (mio.)	Number of trades
Tradegate	2024/04/18	22:26	12.455 EUR	0.00	1
Stuttgart	2024/04/18	21:57	12.275 EUR	0.00	7
Munich	2024/04/18	08:02	12.555 EUR	0.00	1
Hong Kong Stock Exchange	2024/04/19	03:51	103.70 HKD	-	-
Hanover	2024/04/18	08:00	12.42 EUR	0.00	3

	18						
Frankfurt	2024/04/ 18	09:32	12.205	EUR	0.00		2
FINRA other OTC Issues	2024/04/ 15	15:30	13.1601	USD	0.01		1
Duesseldorf	2024/04/ 18	19:30	12.215	EUR	0.00		6
Berlin	2024/04/ 18	08:08	12.335	EUR	0.00		2

Company profile

Company Logo

Contact Details

TECHTRONIC INDUSTRIES CO. LTD.

--

Telefon: -

Fax: -

E-mail: -

Company Profile

-

Members of Management Board

Joseph Galli Jr Chairman of Managing Board

Frank Chi Chung Chan Member of Executive Committee

Horst Julius Pudwill Member of Executive Committee

Patrick Kin Wah Chan Member of Executive Committee

Stephan Horst Pudwill Member of Executive Committee

Board of directors

Horst Pudwill Chairman of Supervisory Board

Roy Chi Ping Chung Member of Supervisory Board

Andrew Roberts Member of Supervisory Board

Camille Jojo Member of Supervisory Board

Caroline Kracht Member of Supervisory Board

Frank Chi Chung Chan Member of Supervisory Board

Johannes-Gerhard Hesse Member of Supervisory Board

Patrick Kin Wah Chan Member of Supervisory Board

Peter Sullivan Member of Supervisory Board

Robert Getz Member of Supervisory Board

Stephan Pudwill Member of Supervisory Board

Virginia Wilmerding Member of Supervisory Board