

AEMETIS INC.

ISIN: US00770K2024

WKN: 00770K202

Overview

2024/10/18 08:03:18

Price
2.692 EURDifference  -4.27% (-0.12)

General attributes

ISIN	US00770K2024
Symbol	AMTX
Exchange	Frankfurt
Currency	EUR
Sector	Chemical / Pharmaceutical / Health
Security type	Stock
Market cap (m)	131 EUR
Benchmark	S&P 500

Market data

Bid (Bid size)	-
Ask (Ask size)	-
Open	2.692 EUR
High	2.692 EUR
Low	2.692 EUR
Close (prev. day)	2.812 EUR
VWAP	2.7913 EUR
Volume (pcs)	0
Trading volume	0.00
Number of trades	2
Last size	0

Futures and Options





Related Futures	-
Related Options	-

5Y



Information about previous performance does not guarantee future performance.
Source: FactSet

Recent research

on sector		on market	
Date		Headline	Download
2024/09/27		Global Equity Ratings	
2024/09/11		Global Equity Ratings	
2024/09/05		Global Equity Ratings	
2024/08/12		Global Equity Ratings	
2024/07/24		Global Equity Ratings	

Details

2024/10/18 08:03:18

Price

2.692 EUR

Difference ▼ -4.27% (-0.12)

General attributes

ISIN	US00770K2024
Symbol	AMTX
Exchange	Frankfurt
Currency	EUR
Sector	Chemical / Pharmaceutical / Health
Security type	Stock
Market cap (m)	131 EUR
Benchmark	S&P 500

Market data

Bid (Bid size)	-
Ask (Ask size)	-
Open	2.692 EUR
High	2.692 EUR
Low	2.692 EUR
Close (prev. day)	2.812 EUR
VWAP	2.7913 EUR
Volume (pcs)	0
Trading volume	0.00
Number of trades	2
Last size	0

Performance and Risk

	6m	1Y	3Y
Perf (%)	-23.91%	-42.72%	-82.52%
Perf (abs.)	-0.85	-2.01	-12.71
Beta	1.86	2.25	2.48
Volatility	80.31	94.93	100.79

5Y



Information about previous performance does not guarantee future performance.
Source: FactSet

Price data

Ø price 5 days Ø volume 5 days (pcs.)	2.585 EUR (1,923)
Ø price 30 days Ø volume 30 days (pcs.)	2.261 EUR (366)
Ø price 100 days Ø volume 100 days (pcs.)	2.573 EUR (212)
Ø price 250 days Ø volume 250 days (pcs.)	3.333 EUR (354)
YTD High date	5.890 EUR (2024/03/28)
YTD Low date	1.968 EUR (2024/09/09)
52 Weeks High date	5.890 EUR (2024/03/28)
52 Weeks Low date	1.968 EUR (2024/09/09)

All listings for AEMETIS INC.

Exchange	Date	Time	Price	Trading volume (mio.)	Number of trades
Tradegate	2024/10/18	22:26	2.758 EUR	0.01	5
Stuttgart	2024/10/18	21:31	2.776 EUR	0.00	4
Nasdaq	2024/10/18	22:00	3.00 USD	2.04	5,832
Munich	2024/10/18	17:25	2.694 EUR	0.00	3
Frankfurt	2024/10/18	08:03	2.692 EUR	0.00	2
Duesseldorf	2024/10/18	19:31	2.784 EUR	0.00	5
Berlin	2024/10/18	17:20	2.722 EUR	0.00	8

Company profile

Company Logo



Company Profile

-

Contact Details

AEMETIS

--

Telefon: -

Fax: -

E-mail: -