

ALIBABA GROUP HOLDING LTD. SP. ADR

ISIN: US01609W1027 WKN: 01609W102

Overview

2024/07/26 08:01:12

5Y

Price

69.00 EUR

Difference  -0.29% (-0.20)

General attributes

ISIN	US01609W1027
Symbol	BABA
Exchange	Hanover
Currency	EUR
Sector	IT-Technology
Security type	Stock
Market cap (m)	148,031 EUR
Benchmark	MSCI WORLD INDEX (STRD, UHD)


Market data

Bid (Bid size)	-
Ask (Ask size)	-
Open	69.00 EUR
High	69.00 EUR
Low	69.00 EUR
Close (prev. day)	69.20 EUR
VWAP	-
Volume (pcs)	0
Trading volume	0.00
Number of trades	3
Last size	0

Futures and Options

Related Futures	15
Related Options	-

PDF Downloads

Company report: ALIBABA GROUP HOLDING LTD. SP. ADR 











Information about previous performance does not guarantee future performance.

Source: FactSet

Recent research

on instrument

on sector

Date		Headline	Download
2024/07/24		Global Equity Ratings	
2024/07/12		Global Equity Ratings	
2024/06/21		Global Equity Ratings	
2024/06/14		Global Equity Ratings	
2024/05/29		Global Equity Ratings	

Details

2024/07/26 08:01:12

Price

69.00 EUR

Difference ▼ -0.29% (-0.20)

General attributes

ISIN	US01609W1027
Symbol	BABA
Exchange	Hanover
Currency	EUR
Sector	IT-Technology
Security type	Stock
Market cap (m)	148,031 EUR
Benchmark	MSCI WORLD INDEX (STRD, UHD)

Market data

Bid (Bid size)	-
Ask (Ask size)	-
Open	69.00 EUR
High	69.00 EUR
Low	69.00 EUR
Close (prev. day)	69.20 EUR
VWAP	-
Volume (pcs)	0
Trading volume	0.00
Number of trades	3
Last size	0

Performance and Risk

	6m	1Y	3Y
Perf (%)	+3.06%	-20.42%	-57.56%
Perf (abs.)	+2.05	-17.70	-93.60
Beta	1.01	1.19	1.45
Volatility	34.60	32.83	50.28

5Y



Information about previous performance does not guarantee future performance.
Source: FactSet

Price data

Ø price 5 days Ø volume 5 days (pcs.)	69.78 EUR (0)
Ø price 30 days Ø volume 30 days (pcs.)	69.66 EUR (5)
Ø price 100 days Ø volume 100 days (pcs.)	70.28 EUR (12)
Ø price 250 days Ø volume 250 days (pcs.)	72.85 EUR (14)
YTD High date	80.80 EUR (2024/05/20)
YTD Low date	61.50 EUR (2024/01/22)
52 Weeks High date	91.40 EUR (2023/07/31)
52 Weeks Low date	61.50 EUR (2024/01/22)

Arbitrage views

Exchange ⊕	Date	Time	Price	Trading volume (mio.)	Number of trades
Xetra	2024/07/26	17:39	69.90 EUR	1.45	199
Vienna Stock Exchange	2024/07/26	17:32	69.80 EUR	0.00	5
Tradegate	2024/07/26	22:26	70.50 EUR	1.52	174
Stuttgart	2024/07/26	17:25	69.70 EUR	0.12	7
SIX Swiss Exchange	2023/08/	17:36	160.00 CHF	0.00	1

	21					
SIX Swiss Exchange	2024/06/17	17:36	72.00 USD	0.00		1
NYSE	2024/07/26	22:00	76.53 USD	826.83		100,335
Munich	2024/07/26	09:13	69.00 EUR	0.00		2
London Stock Exchange	2024/07/26	17:35	75.50 USD	0.02		23
Hanover	2024/07/26	08:01	69.00 EUR	0.00		3
Hamburg	2024/07/26	08:01	69.00 EUR	0.00		1
Frankfurt	2024/07/26	21:55	70.10 EUR	0.17		23
Duesseldorf	2024/07/26	19:30	70.40 EUR	0.00		6
Berlin	2024/07/26	08:02	69.00 EUR	0.00		3

Company profile

Company Logo



Contact Details

ALIBABA GROUP HOLDING LTD.

--

969 West Wen Yi Road, Yu Hang District -
311121 Hangzhou

Telefon: +86-571-8502-2088

Fax: +86-571-8656-1717

E-mail: alibaba@service.alibaba.com

PDF Downloads

Company report: ALIBABA GROUP
HOLDING LTD. SP. ADR

Company Profile

Alibaba Group Holding Ltd. engages in providing technology infrastructure and marketing reach. It operates through the following business segments: China Commerce, International Commerce, Local Consumer Services, Cainiao, Cloud, Digital Media and Entertainment, and Innovation Initiatives and Others segments. The Core Commerce segment consists of platforms operating in retail and wholesale. The China Commerce segment includes China commerce retail and wholesale businesses. The International Commerce segment focuses on international commerce retail and wholesale businesses. The Local Consumer Services segment is involved in "To-Home" businesses, which include Ele.me, local services and delivery platform, and Taoxianda, and "To-Destination" segment businesses which include Amap, the provider of mobile digital map, navigation and real-time traffic information, and restaurant and local services guide platform. The Cainiao segment has Cainiao Network and offers domestic and international one-stop-shop logistics services and supply chain management solution. The Cloud segment includes Alibaba Cloud and DingTalk. The company was founded by Chung Tsai and Yun Ma on June 28, 1999 and is headquartered in Hangzhou, China.

Members of Management Board

Eddie Wu	Chairman of Managing Board
Fan Jiang	Member of Executive Committee
J. Michael Evans	Member of Executive Committee
Jane Jiang	Member of Executive Committee
Joseph C. Tsai	Member of Executive Committee
Lin Wan	Member of Executive Committee
Luyuan Fan	Member of Executive Committee
Maggie Wei Wu	Member of Executive Committee
Sara Yu	Member of Executive Committee
Sara Yu	Member of Executive Committee
Toby Xu	Member of Executive Committee
Trudy Shan Dai	Member of Executive Committee
Yongfu Yu	Member of Executive Committee
Zeming Wu	Member of Executive Committee

Board of directors

Chung Hsin Tsai	Chairman of Supervisory Board
Weijian Shan	Member of Supervisory Board
Chih Yuan Yang	Member of Supervisory Board
John Evans	Member of Supervisory Board
Kabir Misra	Member of Supervisory Board
Kong-Ping Ng	Member of Supervisory Board
Wan Ling Martello	Member of Supervisory Board
Wei Wu	Member of Supervisory Board
Yun-Lien Lee	Member of Supervisory Board