

## ALIBABA GROUP HOLDING LTD. SP. ADR

ISIN: US01609W1027 WKN: 01609W102

## Overview

2022/07/01 08:02:32

5Y

## Price

108.10 EUR

Difference  -0.28% (-0.30)

## General attributes

|                |                              |
|----------------|------------------------------|
| ISIN           | US01609W1027                 |
| Symbol         | BABA                         |
| Exchange       | Berlin                       |
| Currency       | EUR                          |
| Sector         | Commerce                     |
| Security type  | Stock                        |
| Market cap (m) | 291,306 EUR                  |
| Benchmark      | MSCI WORLD INDEX (STRD, UHD) |

## Market data

|                   |            |
|-------------------|------------|
| Bid (Bid size)    | -          |
| Ask (Ask size)    | -          |
| Open              | 108.10 EUR |
| High              | 108.10 EUR |
| Low               | 108.10 EUR |
| Close (prev. day) | 108.40 EUR |
| VWAP              | -          |
| Volume (pcs)      | 0          |
| Trading volume    | 0.00       |
| Number of trades  | 1          |
| Last size         | 0          |

## Futures and Options

|                 |    |
|-----------------|----|
| Related Futures | 15 |
| Related Options | -  |

## PDF Downloads

Company report: ALIBABA GROUP HOLDING LTD. SP. ADR 











Information about previous performance does not guarantee future performance.

Source: FactSet

## Recent research

on instrument

on sector

| Date       |   | Headline              | Download  |
|------------|---|-----------------------|---|
| 2022/06/29 |  | Global Equity Ratings |  |
| 2022/05/25 |  | Global Equity Ratings |  |
| 2022/05/04 |  | Global Equity Ratings |  |
| 2022/04/27 |  | Global Equity Ratings |  |
| 2022/04/14 |  | Global Equity Ratings |  |

## Details

2022/07/01 08:02:32

## Price

108.10 EUR

Difference ▼ -0.28% (-0.30)

## General attributes

|                |                              |
|----------------|------------------------------|
| ISIN           | US01609W1027                 |
| Symbol         | BABA                         |
| Exchange       | Berlin                       |
| Currency       | EUR                          |
| Sector         | Commerce                     |
| Security type  | Stock                        |
| Market cap (m) | 291,306 EUR                  |
| Benchmark      | MSCI WORLD INDEX (STRD, UHD) |

## Market data

|                   |            |
|-------------------|------------|
| Bid (Bid size)    | -          |
| Ask (Ask size)    | -          |
| Open              | 108.10 EUR |
| High              | 108.10 EUR |
| Low               | 108.10 EUR |
| Close (prev. day) | 108.40 EUR |
| VWAP              | -          |
| Volume (pcs)      | 0          |
| Trading volume    | 0.00       |
| Number of trades  | 1          |
| Last size         | 0          |

## Performance and Risk

|             | 6m     | 1Y      | 3Y      |
|-------------|--------|---------|---------|
| Perf (%)    | +9.25% | -43.55% | -30.26% |
| Perf (abs.) | +9.15  | -83.40  | -46.90  |
| Beta        | 1.93   | 1.75    | 1.05    |
| Volatility  | 80.46  | 67.76   | 50.72   |

5Y



Information about previous performance does not guarantee future performance.  
Source: FactSet

## Price data

|   |                         |
|---|-------------------------|
| Ø price 5 days   Ø volume 5 days (pcs.)     | 111.12 EUR (82)         |
| Ø price 30 days   Ø volume 30 days (pcs.)   | 97.81 EUR (56)          |
| Ø price 100 days   Ø volume 100 days (pcs.) | 94.46 EUR (96)          |
| Ø price 250 days   Ø volume 250 days (pcs.) | 117.80 EUR (127)        |
| YTD High   date                             | 120.40 EUR (2022/01/12) |
| YTD Low   date                              | 65.70 EUR (2022/03/15)  |
| 52 Weeks High   date                        | 183.60 EUR (2021/07/02) |
| 52 Weeks Low   date                         | 65.70 EUR (2022/03/15)  |

## All listings for ALIBABA GROUP HOLDING LTD. SP. ADR

| Exchange              | Date       | Time  | Price      | Trading volume (mio.) | Number of trades |
|-----------------------|------------|-------|------------|-----------------------|------------------|
| Xetra                 | 2022/07/01 | 17:35 | 110.80 EUR | 9.51                  | 527              |
| Vienna Stock Exchange | 2022/06/30 | 17:32 | 108.50 EUR | 0.00                  | 2                |
| Tradegate             | 2022/07/01 | 22:26 | 111.30 EUR | 4.92                  | 301              |
| Stuttgart             | 2022/07/01 | 21:12 | 111.20 EUR | 0.04                  | 11               |
| SIX Swiss Exchange    | 2022/06/30 | 17:35 | 165.00 CHF | 0.00                  | 1                |

|                       |            |       |            |          |  |  |         |
|-----------------------|------------|-------|------------|----------|--|--|---------|
|                       | 07         |       |            |          |  |  |         |
| SIX Swiss Exchange    | 2020/02/24 | 17:36 | 169.10 USD | 0.00     |  |  | 1       |
| NYSE                  | 2022/07/01 | 22:00 | 116.00 USD | 1,923.95 |  |  | 175,427 |
| Munich                | 2022/07/01 | 09:18 | 107.50 EUR | 0.00     |  |  | 1       |
| London Stock Exchange | 2022/07/01 | 17:35 | 115.19 USD | 0.00     |  |  | 27      |
| Hanover               | 2022/07/01 | 08:02 | 108.00 EUR | 0.00     |  |  | 1       |
| Hamburg               | 2022/07/01 | 15:43 | 111.70 EUR | 0.01     |  |  | 3       |
| Frankfurt             | 2022/07/01 | 21:55 | 110.60 EUR | 0.22     |  |  | 87      |
| Duesseldorf           | 2022/07/01 | 19:30 | 110.60 EUR | 0.01     |  |  | 9       |
| Berlin                | 2022/07/01 | 08:02 | 108.10 EUR | 0.00     |  |  | 1       |

## Company profile

### Company Logo



### Contact Details

ALIBABA GROUP HOLDING LTD.

--

699 Wang Shang Road - 310052 Hangzhou

Telefon: 86-571-8502-2088

Fax: 86-571-8981-5505

E-mail: alibaba@service.alibaba.com

### PDF Downloads

Company report: ALIBABA GROUP  
HOLDING LTD. SP. ADR



### Company Profile

Alibaba Group Holding Ltd. engages in providing online and mobile marketplaces in retail and wholesale trade. It operates through the following business segments: Core Commerce, Cloud Computing, Digital Media & Entertainment, and Innovation Initiatives and Others. The Core Commerce segment consists of platforms operating in retail and wholesale. The Cloud Computing segment consists of Alibaba Cloud, which offers a complete suite of cloud services, including elastic computing, database, storage, network virtualization, large scale computing, security, management and application, big data analytics, a machine learning platform and Internet of Things (IoT) services. The Digital Media & Entertainment segment relates to the Youku Tudou and UC Browser businesses. The Innovation Initiatives and Others segment includes businesses such as AutoNavi, DingTalk, and Tmall Genie. The company was founded by Chung Tsai and Yun Ma on June 28, 1999 and is headquartered in Hangzhou, China.

### Members of Management Board

|                   |                               |
|-------------------|-------------------------------|
| Daniel Yong Zhang | Chairman of Managing Board    |
| Daniel Yong Zhang | Chairman of Managing Board    |
| Chris Tung        | Member of Executive Committee |
| Chris Tung        | Member of Executive Committee |
| Fan Jiang         | Member of Executive Committee |
| Fan Jiang         | Member of Executive Committee |
| J. Michael Evans  | Member of Executive Committee |
| J. Michael Evans  | Member of Executive Committee |
| Jeff Zhang        | Member of Executive Committee |
| Jeff Zhang        | Member of Executive Committee |
| Jessie Zheng      | Member of Executive Committee |
| Jessie Zheng      | Member of Executive Committee |
| Joseph C. Tsai    | Member of Executive Committee |
| Joseph C. Tsai    | Member of Executive Committee |
| Judy Tong         | Member of Executive Committee |
| Judy Tong         | Member of Executive Committee |
| Li Cheng          | Member of Executive Committee |
| Li Cheng          | Member of Executive Committee |
| Luyuan Fan        | Member of Executive           |

### Board of directors

|                    |                             |
|--------------------|-----------------------------|
| Wei Jian Shan      | Member of Supervisory Board |
| Chee Hwa Tung      | Member of Supervisory Board |
| Chih Yuan Yang     | Member of Supervisory Board |
| Chung Hsin Tsai    | Member of Supervisory Board |
| John Michael Evans | Member of Supervisory Board |
| Kabir Misra        | Member of Supervisory Board |
| Teh Ming Kwauk     | Member of Supervisory Board |
| Wan Ling Martello  | Member of Supervisory Board |
| Wei Wu             | Member of Supervisory Board |

|            |                               |
|------------|-------------------------------|
|            | Committee                     |
| Luyuan Fan | Member of Executive Committee |
| Maggie Wu  | Member of Executive Committee |
| Maggie Wu  | Member of Executive Committee |
| Sara Yu    | Member of Executive Committee |
| Sara Yu    | Member of Executive Committee |
| Trudy Dai  | Member of Executive Committee |