

## ALIBABA GROUP HOLDING LTD. SP. ADR

ISIN: US01609W1027 WKN: 01609W102

## Overview

2024/07/26 21:55:01

Price

70.10 EUR

Difference  1.01% (0.70)

## General attributes

|                |                              |
|----------------|------------------------------|
| ISIN           | US01609W1027                 |
| Symbol         | BABA                         |
| Exchange       | Frankfurt                    |
| Currency       | EUR                          |
| Sector         | IT-Technology                |
| Security type  | Stock                        |
| Market cap (m) | 147,859 EUR                  |
| Benchmark      | MSCI WORLD INDEX (STRD, UHD) |

## Market data

|                   |              |
|-------------------|--------------|
| Bid (Bid size)    | -            |
| Ask (Ask size)    | -            |
| Open              | 69.10 EUR    |
| High              | 70.50 EUR    |
| Low               | 68.80 EUR    |
| Close (prev. day) | 69.40 EUR    |
| VWAP              | 69.27308 EUR |
| Volume (pcs)      | 2,418        |
| Trading volume    | 167,502.30   |
| Number of trades  | 23           |
| Last size         | 0            |

## Futures and Options

|                 |    |
|-----------------|----|
| Related Futures | 15 |
| Related Options | -  |

## PDF Downloads

Company report: ALIBABA GROUP HOLDING LTD. SP. ADR 

5Y













Information about previous performance does not guarantee future performance.

Source: FactSet

## Recent research

on instrument

on sector

| Date       |   | Headline              | Download  |
|------------|---|-----------------------|---|
| 2024/07/24 |  | Global Equity Ratings |  |
| 2024/07/12 |  | Global Equity Ratings |  |
| 2024/06/21 |  | Global Equity Ratings |  |
| 2024/06/14 |  | Global Equity Ratings |  |
| 2024/05/29 |  | Global Equity Ratings |  |

## Details

2024/07/26 21:55:01

## Price

70.10 EUR

Difference ▲ 1.01% (0.70)

## General attributes

|                |                              |
|----------------|------------------------------|
| ISIN           | US01609W1027                 |
| Symbol         | BABA                         |
| Exchange       | Frankfurt                    |
| Currency       | EUR                          |
| Sector         | IT-Technology                |
| Security type  | Stock                        |
| Market cap (m) | 147,859 EUR                  |
| Benchmark      | MSCI WORLD INDEX (STRD, UHD) |

## Market data

|                   |              |
|-------------------|--------------|
| Bid (Bid size)    | -            |
| Ask (Ask size)    | -            |
| Open              | 69.10 EUR    |
| High              | 70.50 EUR    |
| Low               | 68.80 EUR    |
| Close (prev. day) | 69.40 EUR    |
| VWAP              | 69.27308 EUR |
| Volume (pcs)      | 2,418        |
| Trading volume    | 167,502.30   |
| Number of trades  | 23           |
| Last size         | 0            |

## Performance and Risk

|             | 6m     | 1Y      | 3Y      |
|-------------|--------|---------|---------|
| Perf (%)    | +2.94% | -19.89% | -56.99% |
| Perf (abs.) | +2.00  | -17.40  | -92.90  |
| Beta        | 1.01   | 1.19    | 1.45    |
| Volatility  | 33.52  | 33.21   | 52.06   |

5Y



Information about previous performance does not guarantee future performance.  
Source: FactSet

## Price data

|   |                        |
|---|------------------------|
| Ø price 5 days   Ø volume 5 days (pcs.)     | 69.84 EUR (1,452)      |
| Ø price 30 days   Ø volume 30 days (pcs.)   | 69.58 EUR (1,696)      |
| Ø price 100 days   Ø volume 100 days (pcs.) | 70.32 EUR (2,446)      |
| Ø price 250 days   Ø volume 250 days (pcs.) | 72.96 EUR (2,602)      |
| YTD High   date                             | 82.80 EUR (2024/05/17) |
| YTD Low   date                              | 61.00 EUR (2024/01/22) |
| 52 Weeks High   date                        | 93.05 EUR (2023/07/31) |
| 52 Weeks Low   date                         | 61.00 EUR (2024/01/22) |

## Arbitrage views

| Exchange <span style="color: blue;">⊕</span> | Date       | Time  | Price      | Trading volume (mio.) | Number of trades |
|--|------------|-------|------------|-----------------------|------------------|
| Xetra  | 2024/07/26 | 17:39 | 69.90 EUR  | 1.45                  | 199              |
| Vienna Stock Exchange                        | 2024/07/26 | 17:32 | 69.80 EUR  | 0.00                  | 5                |
| Tradegate                                    | 2024/07/26 | 22:26 | 70.50 EUR  | 1.52                  | 174              |
| Stuttgart                                    | 2024/07/26 | 17:25 | 69.70 EUR  | 0.12                  | 7                |
| SIX Swiss Exchange                           | 2023/08/   | 17:36 | 160.00 CHF | 0.00                  | 1                |

|                       |            |       |           |        |  |         |
|-----------------------|------------|-------|-----------|--------|--|---------|
|                       | 21         |       |           |        |  |         |
| SIX Swiss Exchange    | 2024/06/17 | 17:36 | 72.00 USD | 0.00   |  | 1       |
| NYSE                  | 2024/07/26 | 22:00 | 76.53 USD | 826.83 |  | 100,335 |
| Munich                | 2024/07/26 | 09:13 | 69.00 EUR | 0.00   |  | 2       |
| London Stock Exchange | 2024/07/26 | 17:35 | 75.50 USD | 0.02   |  | 23      |
| Hanover               | 2024/07/26 | 08:01 | 69.00 EUR | 0.00   |  | 3       |
| Hamburg               | 2024/07/26 | 08:01 | 69.00 EUR | 0.00   |  | 1       |
| Frankfurt             | 2024/07/26 | 21:55 | 70.10 EUR | 0.17   |  | 23      |
| Duesseldorf           | 2024/07/26 | 19:30 | 70.40 EUR | 0.00   |  | 6       |
| Berlin                | 2024/07/26 | 08:02 | 69.00 EUR | 0.00   |  | 3       |

## Company profile

### Company Logo



### Contact Details

ALIBABA GROUP HOLDING LTD.

--

969 West Wen Yi Road, Yu Hang District -  
311121 Hangzhou

Telefon: +86-571-8502-2088

Fax: +86-571-8656-1717

E-mail: alibaba@service.alibaba.com

### PDF Downloads

Company report: ALIBABA GROUP  
HOLDING LTD. SP. ADR

### Company Profile

Alibaba Group Holding Ltd. engages in providing technology infrastructure and marketing reach. It operates through the following business segments: China Commerce, International Commerce, Local Consumer Services, Cainiao, Cloud, Digital Media and Entertainment, and Innovation Initiatives and Others segments. The Core Commerce segment consists of platforms operating in retail and wholesale. The China Commerce segment includes China commerce retail and wholesale businesses. The International Commerce segment focuses on international commerce retail and wholesale businesses. The Local Consumer Services segment is involved in "To-Home" businesses, which include Ele.me, local services and delivery platform, and Taoxianda, and "To-Destination" segment businesses which include Amap, the provider of mobile digital map, navigation and real-time traffic information, and restaurant and local services guide platform. The Cainiao segment has Cainiao Network and offers domestic and international one-stop-shop logistics services and supply chain management solution. The Cloud segment includes Alibaba Cloud and DingTalk. The company was founded by Chung Tsai and Yun Ma on June 28, 1999 and is headquartered in Hangzhou, China.

### Members of Management Board

|                  |                               |
|------------------|-------------------------------|
| Eddie Wu         | Chairman of Managing Board    |
| Fan Jiang        | Member of Executive Committee |
| J. Michael Evans | Member of Executive Committee |
| Jane Jiang       | Member of Executive Committee |
| Joseph C. Tsai   | Member of Executive Committee |
| Lin Wan          | Member of Executive Committee |
| Luyuan Fan       | Member of Executive Committee |
| Maggie Wei Wu    | Member of Executive Committee |
| Sara Yu          | Member of Executive Committee |
| Sara Yu          | Member of Executive Committee |
| Toby Xu          | Member of Executive Committee |
| Trudy Shan Dai   | Member of Executive Committee |
| Yongfu Yu        | Member of Executive Committee |
| Zeming Wu        | Member of Executive Committee |

### Board of directors

|                   |                               |
|-------------------|-------------------------------|
| Chung Hsin Tsai   | Chairman of Supervisory Board |
| Weijian Shan      | Member of Supervisory Board   |
| Chih Yuan Yang    | Member of Supervisory Board   |
| John Evans        | Member of Supervisory Board   |
| Kabir Misra       | Member of Supervisory Board   |
| Kong-Ping Ng      | Member of Supervisory Board   |
| Wan Ling Martello | Member of Supervisory Board   |
| Wei Wu            | Member of Supervisory Board   |
| Yun-Lien Lee      | Member of Supervisory Board   |