

ALIBABA GROUP HOLDING LTD. SP. ADR

ISIN: US01609W1027 WKN: 01609W102

Overview

2023/05/29 19:55:01

Price
74.20 EURDifference  -1.79% (-1.35)

General attributes

ISIN	US01609W1027
Symbol	BABA
Exchange	Frankfurt
Currency	EUR
Sector	Commerce
Security type	Stock
Market cap (m)	192,862 EUR
Benchmark	MSCI WORLD INDEX (STRD, UHD)


Market data

Bid (Bid size)	-
Ask (Ask size)	-
Open	75.00 EUR
High	75.00 EUR
Low	74.05 EUR
Close (prev. day)	75.55 EUR
VWAP	74.46507 EUR
Volume (pcs)	763
Trading volume	56,816.85
Number of trades	16
Last size	0

Futures and Options

Related Futures	15
Related Options	-

PDF Downloads








Company report: ALIBABA GROUP HOLDING LTD. SP. ADR 

5Y



Information about previous performance does not guarantee future performance.
Source: FactSet

Recent research

on instrument		on sector	
Date		Headline	Download
2023/05/24		Global Equity Ratings	
2023/05/03		Global Equity Ratings	
2023/04/25		Global Equity Ratings	
2023/03/28		Global Equity Ratings	
2023/03/16		Global Equity Ratings	

Details

2023/05/29 19:55:01

Price
74.20 EUR

Difference ▼ -1.79% (-1.35)

General attributes

ISIN	US01609W1027
Symbol	BABA
Exchange	Frankfurt
Currency	EUR
Sector	Commerce
Security type	Stock
Market cap (m)	192,862 EUR
Benchmark	MSCI WORLD INDEX (STRD, UHD)

Market data

Bid (Bid size)	-
Ask (Ask size)	-
Open	75.00 EUR
High	75.00 EUR
Low	74.05 EUR
Close (prev. day)	75.55 EUR
VWAP	74.46507 EUR
Volume (pcs)	763
Trading volume	56,816.85
Number of trades	16
Last size	0

Performance and Risk

	6m	1Y	3Y
Perf (%)	+4.57%	-13.95%	-59.21%
Perf (abs.)	+3.30	-12.25	-109.65
Beta	1.38	1.34	1.31
Volatility	48.53	55.34	53.71

5Y



Information about previous performance does not guarantee future performance.
Source: FactSet

Price data

Ø price 5 days Ø volume 5 days (pcs.)	76.18 EUR (2,725)
Ø price 30 days Ø volume 30 days (pcs.)	78.61 EUR (2,188)
Ø price 100 days Ø volume 100 days (pcs.)	88.76 EUR (2,879)
Ø price 250 days Ø volume 250 days (pcs.)	88.23 EUR (2,960)
YTD High date	111.40 EUR (2023/01/23)
YTD Low date	73.00 EUR (2023/05/03)
52 Weeks High date	123.20 EUR (2022/07/08)
52 Weeks Low date	58.95 EUR (2022/10/24)

All listings for ALIBABA GROUP HOLDING LTD. SP. ADR

Exchange	Date	Time	Price	Trading volume (mio.)	Number of trades
Xetra	2023/05/29	17:35	74.15 EUR	1.84	297
Vienna Stock Exchange	2023/05/29	17:32	74.40 EUR	0.00	2
Tradegate	2023/05/29	22:26	74.60 EUR	2.46	214
Stuttgart	2023/05/29	20:49	74.70 EUR	0.01	7
SIX Swiss Exchange	2020/02/	17:36	169.10 USD	0.00	1

	24					
SIX Swiss Exchange	2023/04/27	17:35	150.00 CHF	0.00		1
NYSE	2023/05/26	22:01	80.97 USD	1,323.56		156,058
Munich	2023/05/29	09:27	74.35 EUR	0.00		1
London Stock Exchange	2023/05/26	17:35	81.30 USD	0.00		45
Hanover	2023/05/29	08:05	74.25 EUR	0.00		1
Hamburg	2023/05/29	08:00	74.55 EUR	0.00		1
Frankfurt	2023/05/29	19:55	74.20 EUR	0.06		16
Duesseldorf	2023/05/29	19:51	75.05 EUR	0.00		10
Berlin	2023/05/29	08:04	74.25 EUR	0.00		1
BX Swiss	2023/05/26	18:00	72.124 CHF	0.00		2

Company profile

Company Logo



Contact Details

ALIBABA GROUP HOLDING LTD.

--

969 West Wen Yi Road, Yu Hang District -
311121 Hangzhou

Telefon: +86-571-8502-2088

Fax: +86-571-8656-1717

E-mail: alibaba@service.alibaba.com

PDF Downloads

Company report: ALIBABA GROUP
HOLDING LTD. SP. ADR

Company Profile

Alibaba Group Holding Ltd. engages in providing technology infrastructure and marketing reach. It operates through the following business segments: China Commerce, International Commerce, Local Consumer Services, Cainiao, Cloud, Digital Media and Entertainment, and Innovation Initiatives and Others segments. The Core Commerce segment consists of platforms operating in retail and wholesale. The China Commerce segment includes China commerce retail and wholesale businesses. The International Commerce segment focuses on international commerce retail and wholesale businesses. The Local Consumer Services segment is involved in "To-Home" businesses, which include Ele.me, local services and delivery platform, and Taoxianda, and "To-Destination" segment businesses which include Amap, the provider of mobile digital map, navigation and real-time traffic information, and restaurant and local services guide platform. The Cainiao segment has Cainiao Network and offers domestic and international one-stop-shop logistics services and supply chain management solution. The Cloud segment includes Alibaba Cloud and DingTalk. The company was founded by Chung Tsai and Yun Ma on June 28, 1999 and is headquartered in Hangzhou, China.

Members of Management Board

Daniel Yong Zhang	Chairman of Managing Board
Chris Tung	Member of Executive Committee
Fan Jiang	Member of Executive Committee
J. Michael Evans	Member of Executive Committee
Jeff Zhang	Member of Executive Committee
Jessie Zheng	Member of Executive Committee
Joseph C. Tsai	Member of Executive Committee
Judy Tong	Member of Executive Committee
Li Cheng	Member of Executive Committee
Luyuan Fan	Member of Executive Committee
Maggie Wu	Member of Executive Committee
Sara Yu	Member of Executive Committee
Sara Yu	Member of Executive Committee
Trudy Dai	Member of Executive Committee

Board of directors

Weijian Shan	Member of Supervisory Board
Chih Yuan Yang	Member of Supervisory Board
Chung Hsin Tsai	Member of Supervisory Board
John Evans	Member of Supervisory Board
Kabir Misra	Member of Supervisory Board
Kong-Ping Ng	Member of Supervisory Board
Wan Ling Martello	Member of Supervisory Board
Wei Wu	Member of Supervisory Board
Yun-Lien Lee	Member of Supervisory Board