

## ALIBABA GROUP HOLDING LTD. SP. ADR

ISIN: **US01609W1027** WKN: **01609W102**

## Overview

2023/03/24 21:00:47

Price  
80.90 EURDifference  1.31% (1.05)

## General attributes

ISIN	US01609W1027
Symbol	BABA
Exchange	Frankfurt
Currency	EUR
Sector	Commerce
Security type	Stock
Market cap (m)	212,541 EUR
Benchmark	MSCI WORLD INDEX (STRD, UHD)

## Market data

Bid (Bid size)	-
Ask (Ask size)	-
Open	80.00 EUR
High	81.80 EUR
Low	79.60 EUR
Close (prev. day)	79.85 EUR
VWAP	80.29296 EUR
Volume (pcs)	5,854
Trading volume	470,035.00
Number of trades	34
Last size	15

## Futures and Options

Related Futures	15
Related Options	-

## PDF Downloads

Company report: ALIBABA GROUP HOLDING LTD. SP. ADR 

5Y













Information about previous performance does not guarantee future performance.  
Source: FactSet

## Recent research

on instrument

on sector

Date	Headline	Download
2023/03/16	 Global Equity Ratings	
2023/03/10	 Global Equity Ratings	
2023/02/27	 Global Equity Ratings	
2023/02/07	 Global Equity Ratings	
2023/01/30	 Global Equity Ratings	

## Details

2023/03/24 21:00:47

## Price

80.90 EUR

Difference ▲ 1.31% (1.05)

## General attributes

ISIN	US01609W1027
Symbol	BABA
Exchange	Frankfurt
Currency	EUR
Sector	Commerce
Security type	Stock
Market cap (m)	212,541 EUR
Benchmark	MSCI WORLD INDEX (STRD, UHD)

## Market data

Bid (Bid size)	-
Ask (Ask size)	-
Open	80.00 EUR
High	81.80 EUR
Low	79.60 EUR
Close (prev. day)	79.85 EUR
VWAP	80.29296 EUR
Volume (pcs)	5,854
Trading volume	470,035.00
Number of trades	34
Last size	15

## Performance and Risk

	6m	1Y	3Y
Perf (%)	+0.06%	-22.36%	-53.40%
Perf (abs.)	+0.05	-23.30	-92.70
Beta	1.19	1.38	1.20
Volatility	51.96	57.42	53.15

5Y



Information about previous performance does not guarantee future performance.

Source: FactSet

## Price data

Ø price 5 days   Ø volume 5 days (pcs.)	78.10 EUR (3,191)
Ø price 30 days   Ø volume 30 days (pcs.)	84.31 EUR (2,683)
Ø price 100 days   Ø volume 100 days (pcs.)	87.57 EUR (3,004)
Ø price 250 days   Ø volume 250 days (pcs.)	88.95 EUR (3,027)
YTD High   date	111.40 EUR (2023/01/23)
YTD Low   date	75.00 EUR (2023/03/20)
52 Weeks High   date	123.20 EUR (2022/07/08)
52 Weeks Low   date	58.95 EUR (2022/10/24)

## All listings for ALIBABA GROUP HOLDING LTD. SP. ADR

Exchange	Date	Time	Price	Trading volume (mio.)	Number of trades
Xetra	2023/03/24	17:35	79.85 EUR	5.30	445
Vienna Stock Exchange	2023/03/24	17:32	79.95 EUR	0.00	2
Tradegate	2023/03/24	22:26	80.85 EUR	3.21	259
Stuttgart	2023/03/24	19:10	80.40 EUR	0.02	11
SIX Swiss Exchange	2020/02/	17:36	169.10 USD	0.00	1

	24					
SIX Swiss Exchange	2022/12/19	17:35	164.00 CHF	0.00		1
NYSE	2023/03/24	21:02	86.90 USD	1,766.13		172,484
Munich	2023/03/24	09:05	80.10 EUR	0.00		1
London Stock Exchange	2023/03/24	17:35	85.835 USD	0.00		16
Hanover	2023/03/24	08:59	80.05 EUR	0.00		1
Hamburg	2023/03/24	09:55	80.20 EUR	0.00		2
Frankfurt	2023/03/24	21:00	80.90 EUR	0.47		34
Duesseldorf	2023/03/24	21:00	80.55 EUR	0.00		10
Berlin	2023/03/24	08:00	80.00 EUR	0.00		1
BX Swiss	2023/03/24	18:00	78.494 CHF	0.06		2

## Company profile

### Company Logo



### Contact Details

ALIBABA GROUP HOLDING LTD.

--

969 West Wen Yi Road, Yu Hang District -  
311121 Hangzhou

Telefon: +86-571-8502-2088

Fax: +86-571-8656-1717

E-mail: alibaba@service.alibaba.com

### PDF Downloads

Company report: ALIBABA GROUP  
HOLDING LTD. SP. ADR

### Company Profile

Alibaba Group Holding Ltd. engages in providing technology infrastructure and marketing reach. It operates through the following business segments: China Commerce, International Commerce, Local Consumer Services, Cainiao, Cloud, Digital Media and Entertainment, and Innovation Initiatives and Others segments. The Core Commerce segment consists of platforms operating in retail and wholesale. The China Commerce segment includes China commerce retail and wholesale businesses. The International Commerce segment focuses on international commerce retail and wholesale businesses. The Local Consumer Services segment is involved in "To-Home" businesses, which include Ele.me, local services and delivery platform, and Taoxianda, and "To-Destination" segment businesses which include Amap, the provider of mobile digital map, navigation and real-time traffic information, and restaurant and local services guide platform. The Cainiao segment has Cainiao Network and offers domestic and international one-stop-shop logistics services and supply chain management solution. The Cloud segment includes Alibaba Cloud and DingTalk. The company was founded by Chung Tsai and Yun Ma on June 28, 1999 and is headquartered in Hangzhou, China.

### Members of Management Board

Daniel Yong Zhang	Chairman of Managing Board
Chris Tung	Member of Executive Committee
Fan Jiang	Member of Executive Committee
J. Michael Evans	Member of Executive Committee
Jeff Zhang	Member of Executive Committee
Jessie Zheng	Member of Executive Committee
Joseph C. Tsai	Member of Executive Committee
Judy Tong	Member of Executive Committee
Li Cheng	Member of Executive Committee
Luyuan Fan	Member of Executive Committee
Maggie Wu	Member of Executive Committee
Sara Yu	Member of Executive Committee
Sara Yu	Member of Executive Committee
Trudy Dai	Member of Executive Committee

### Board of directors

Weijian Shan	Member of Supervisory Board
Chih Yuan Yang	Member of Supervisory Board
Chung Hsin Tsai	Member of Supervisory Board
John Evans	Member of Supervisory Board
Kabir Misra	Member of Supervisory Board
Kong-Ping Ng	Member of Supervisory Board
Wan Ling Martello	Member of Supervisory Board
Wei Wu	Member of Supervisory Board
Yun Lien Lee	Member of Supervisory Board