

ALIBABA GROUP HOLDING LTD. SP. ADR

ISIN: US01609W1027 WKN: 01609W102

Overview

2023/03/24 19:10:28

Price
80.40 EURDifference  1.45% (1.15)

General attributes

ISIN	US01609W1027
Symbol	BABA
Exchange	Stuttgart
Currency	EUR
Sector	Commerce
Security type	Stock
Market cap (m)	212,541 EUR
Benchmark	MSCI WORLD INDEX (STRD, UHD)

Market data

Bid (Bid size)	- (0)
Ask (Ask size)	- (0)
Open	80.10 EUR
High	81.55 EUR
Low	79.60 EUR
Close (prev. day)	79.25 EUR
VWAP	-
Volume (pcs)	223
Trading volume	17,893.00
Number of trades	11
Last size	50

Futures and Options

Related Futures	15
Related Options	-

PDF Downloads

Company report: ALIBABA GROUP HOLDING LTD. SP. ADR 

5Y













Information about previous performance does not guarantee future performance.
Source: FactSet

Recent research

on instrument

on sector

Date		Headline	Download
2023/03/16		Global Equity Ratings	
2023/03/10		Global Equity Ratings	
2023/02/27		Global Equity Ratings	
2023/02/07		Global Equity Ratings	
2023/01/30		Global Equity Ratings	

Details

2023/03/24 19:10:28

Price

80.40 EUR

Difference ▲ 1.45% (1.15)

General attributes

ISIN	US01609W1027
Symbol	BABA
Exchange	Stuttgart
Currency	EUR
Sector	Commerce
Security type	Stock
Market cap (m)	212,541 EUR
Benchmark	MSCI WORLD INDEX (STRD, UHD)

Market data

Bid (Bid size)	- (0)
Ask (Ask size)	- (0)
Open	80.10 EUR
High	81.55 EUR
Low	79.60 EUR
Close (prev. day)	79.25 EUR
VWAP	-
Volume (pcs)	223
Trading volume	17,893.00
Number of trades	11
Last size	50

Performance and Risk

	6m	1Y	3Y
Perf (%)	-0.99%	-22.91%	-53.63%
Perf (abs.)	-0.80	-23.90	-93.00
Beta	1.19	1.38	1.20
Volatility	52.66	57.71	53.87

5Y



Information about previous performance does not guarantee future performance.
Source: FactSet

Price data

Ø price 5 days Ø volume 5 days (pcs.)	78.23 EUR (503)
Ø price 30 days Ø volume 30 days (pcs.)	84.43 EUR (811)
Ø price 100 days Ø volume 100 days (pcs.)	87.80 EUR (889)
Ø price 250 days Ø volume 250 days (pcs.)	89.25 EUR (999)
YTD High date	111.00 EUR (2023/01/23)
YTD Low date	74.10 EUR (2023/03/20)
52 Weeks High date	122.80 EUR (2022/07/07)
52 Weeks Low date	59.00 EUR (2022/10/24)

All listings for ALIBABA GROUP HOLDING LTD. SP. ADR

Exchange	Date	Time	Price	Trading volume (mio.)	Number of trades
Xetra	2023/03/24	17:35	79.85 EUR	5.30	445
Vienna Stock Exchange	2023/03/24	17:32	79.95 EUR	0.00	2
Tradegate	2023/03/24	22:26	80.85 EUR	3.21	259
Stuttgart	2023/03/24	19:10	80.40 EUR	0.02	11
SIX Swiss Exchange	2020/02/	17:36	169.10 USD	0.00	1

	24					
SIX Swiss Exchange	2022/12/19	17:35	164.00 CHF	0.00		1
NYSE	2023/03/24	21:02	86.90 USD	1,766.13		172,484
Munich	2023/03/24	09:05	80.10 EUR	0.00		1
London Stock Exchange	2023/03/24	17:35	85.835 USD	0.00		16
Hanover	2023/03/24	08:59	80.05 EUR	0.00		1
Hamburg	2023/03/24	09:55	80.20 EUR	0.00		2
Frankfurt	2023/03/24	21:00	80.90 EUR	0.47		34
Duesseldorf	2023/03/24	21:00	80.55 EUR	0.00		10
Berlin	2023/03/24	08:00	80.00 EUR	0.00		1
BX Swiss	2023/03/24	18:00	78.494 CHF	0.06		2

Company profile

Company Logo



Contact Details

ALIBABA GROUP HOLDING LTD.

--

969 West Wen Yi Road, Yu Hang District -
311121 Hangzhou

Telefon: +86-571-8502-2088

Fax: +86-571-8656-1717

E-mail: alibaba@service.alibaba.com

PDF Downloads

Company report: ALIBABA GROUP
HOLDING LTD. SP. ADR

Company Profile

Alibaba Group Holding Ltd. engages in providing technology infrastructure and marketing reach. It operates through the following business segments: China Commerce, International Commerce, Local Consumer Services, Cainiao, Cloud, Digital Media and Entertainment, and Innovation Initiatives and Others segments. The Core Commerce segment consists of platforms operating in retail and wholesale. The China Commerce segment includes China commerce retail and wholesale businesses. The International Commerce segment focuses on international commerce retail and wholesale businesses. The Local Consumer Services segment is involved in "To-Home" businesses, which include Ele.me, local services and delivery platform, and Taoxianda, and "To-Destination" segment businesses which include Amap, the provider of mobile digital map, navigation and real-time traffic information, and restaurant and local services guide platform. The Cainiao segment has Cainiao Network and offers domestic and international one-stop-shop logistics services and supply chain management solution. The Cloud segment includes Alibaba Cloud and DingTalk. The company was founded by Chung Tsai and Yun Ma on June 28, 1999 and is headquartered in Hangzhou, China.

Members of Management Board

Daniel Yong Zhang Chairman of Managing Board

Chris Tung Member of Executive Committee

Fan Jiang Member of Executive Committee

J. Michael Evans Member of Executive Committee

Jeff Zhang Member of Executive Committee

Jessie Zheng Member of Executive Committee

Joseph C. Tsai Member of Executive Committee

Judy Tong Member of Executive Committee

Li Cheng Member of Executive Committee

Luyuan Fan Member of Executive Committee

Maggie Wu Member of Executive Committee

Sara Yu Member of Executive Committee

Sara Yu Member of Executive Committee

Trudy Dai Member of Executive Committee

Board of directors

Weijian Shan Member of Supervisory Board

Chih Yuan Yang Member of Supervisory Board

Chung Hsin Tsai Member of Supervisory Board

John Evans Member of Supervisory Board

Kabir Misra Member of Supervisory Board

Kong-Ping Ng Member of Supervisory Board

Wan Ling Martello Member of Supervisory Board

Wei Wu Member of Supervisory Board

Yun Lien Lee Member of Supervisory Board