

## ANA HOLDINGS INC.

ISIN: JP3429800000

WKN: 9202

## Overview

2022/09/22 16:47:26

## Price

19.37 USD

Difference  9.37% (1.66)

## General attributes

ISIN	JP3429800000
Symbol	9202
Exchange	FINRA other OTC Issues
Currency	USD
Sector	Transport
Security type	Stock
Market cap (m)	9,276 EUR
Benchmark	NIKKEI 225

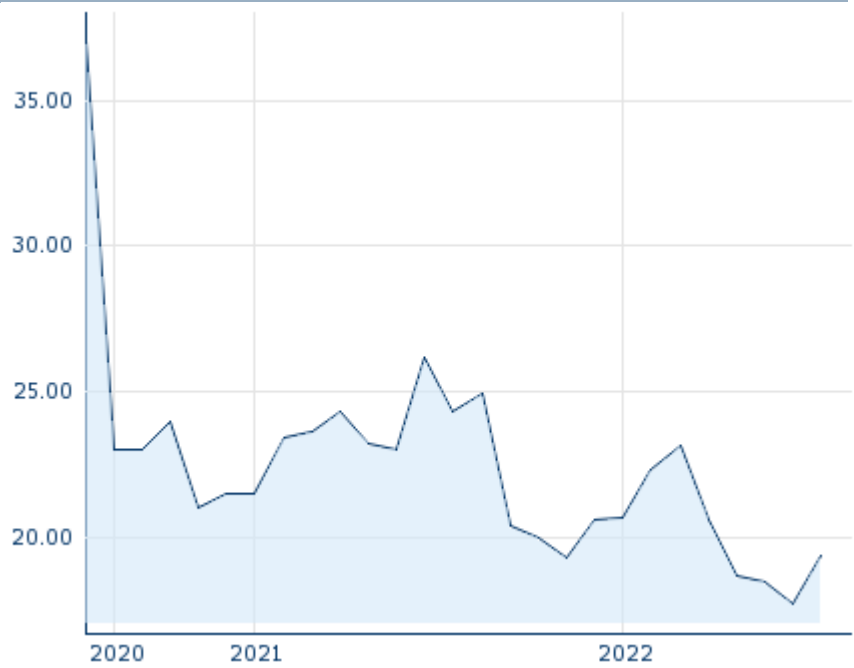
## Market data

Bid (Bid size)	-
Ask (Ask size)	-
Open	19.37 USD
High	19.37 USD
Low	19.37 USD
Close (prev. day)	17.71 USD
VWAP	19.03 USD
Volume (pcs)	500
Trading volume	9,685.00
Number of trades	5
Last size	100

## Futures and Options


Related Futures	-
Related Options	-

5Y



Information about previous performance does not guarantee future performance.  
Source: FactSet

## Recent research

on sector		on market	
Date		Headline	Download
2022/09/26		Global Equity Ratings	
2022/09/01		Global Equity Ratings	
2022/08/25		Global Equity Ratings	
2022/08/18		Global Equity Ratings	
2022/08/08		Global Equity Ratings	

## Details

2022/09/22 16:47:26

## Price

19.37 USD

Difference ▲ 9.37% (1.66)

## General attributes

ISIN	JP3429800000
Symbol	9202
Exchange	FINRA other OTC Issues
Currency	USD
Sector	Transport
Security type	Stock
Market cap (m)	9,276 EUR
Benchmark	NIKKEI 225

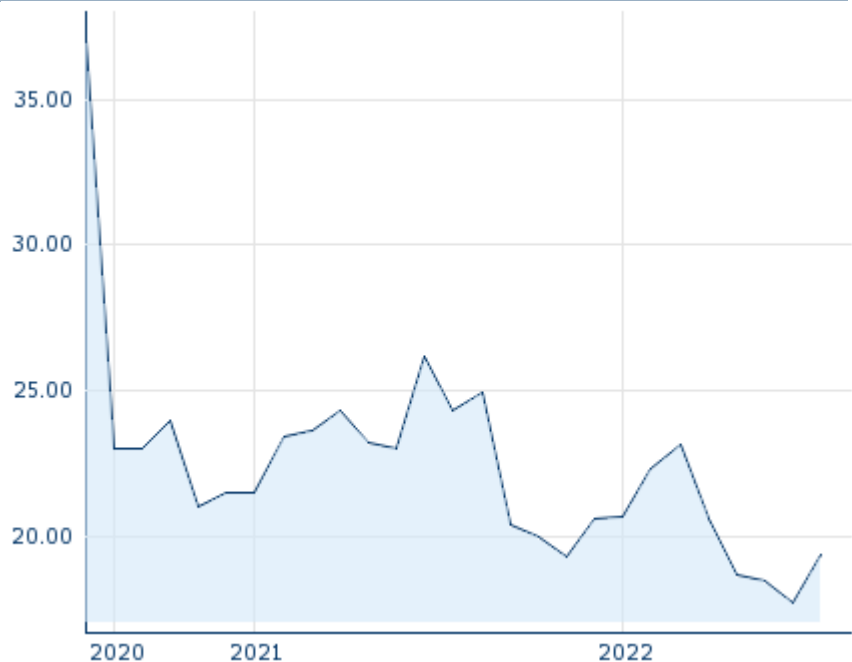
## Market data

Bid (Bid size)	-
Ask (Ask size)	-
Open	19.37 USD
High	19.37 USD
Low	19.37 USD
Close (prev. day)	17.71 USD
VWAP	19.03 USD
Volume (pcs)	500
Trading volume	9,685.00
Number of trades	5
Last size	100

## Performance and Risk

	6m	1Y	3Y
Perf (%)	-	-	-
Perf (abs.)	-	-	-
Beta	0.59	0.73	0.71
Volatility	32.89	33.22	24.62

5Y



Information about previous performance does not guarantee future performance.  
Source: FactSet

## Price data

Ø price 5 days   Ø volume 5 days (pcs.)	7.42 USD (1,220)
Ø price 30 days   Ø volume 30 days (pcs.)	5.37 USD (2,207)
Ø price 100 days   Ø volume 100 days (pcs.)	5.68 USD (2,238)
Ø price 250 days   Ø volume 250 days (pcs.)	- USD (1,675)
YTD High   date	23.13 USD (2022/02/22)
YTD Low   date	17.71 USD (2022/09/06)
52 Weeks High   date	26.19 USD (2021/10/01)
52 Weeks Low   date	17.71 USD (2022/09/06)

## All listings for ANA HOLDINGS INC.

Exchange <span>⊕</span>	Date	Time	Price	Trading volume (mio.)	Number of trades
Tradegate	2022/09/30	22:02	18.966 EUR	0.00	1
Tokyo Stock Exchange	2022/09/30	08:00	2,718.00 JPY	61.44	5,226
Stuttgart	2022/10/03	09:02	18.986 EUR	0.00	1
Munich	2022/10/03	08:10	18.936 EUR	0.00	1
London Stock	2020/12/	08:00	18.5856 EUR	0.38	1

Exchange	08					
Hanover	2022/10/03	08:19	18.73 EUR	0.00		1
Frankfurt	2022/10/03	08:07	18.726 EUR	0.07		2
FINRA other OTC Issues	2022/09/22	16:47	19.37 USD	0.01		5
Duesseldorf	2022/10/03	10:31	18.762 EUR	0.00		4
Berlin	2022/10/03	08:11	18.526 EUR	0.00		1

## Company profile

### Company Logo



### Company Profile

-

### Contact Details

ANA

--

1-5-2, Higashi- Shinbashi, Minato-ku -  
105-7133 Tokyo

Telefon: 03-6735-1000

Fax: 03-5756-5679

E-mail: -