

## COGNIZANT TECHNOLOGY SOLUTIONS CORP. CLASS ÄÄÄ

ISIN: US1924461023 WKN: 192446102

## Overview

2024/05/03 19:26:16

Price  
61.72 EURDifference  -0.10% (-0.06)

## General attributes

|                |              |
|----------------|--------------|
| ISIN           | US1924461023 |
| Symbol         | CTSH         |
| Exchange       | Stuttgart    |
| Currency       | EUR          |
| Sector         | Software     |
| Security type  | Stock        |
| Market cap (m) | 30,699 EUR   |
| Benchmark      | S&P 500      |


## Market data

|                   |           |
|-------------------|-----------|
| Bid (Bid size)    | - (0)     |
| Ask (Ask size)    | - (0)     |
| Open              | 61.59 EUR |
| High              | 61.74 EUR |
| Low               | 61.53 EUR |
| Close (prev. day) | 61.78 EUR |
| VWAP              | -         |
| Volume (pcs)      | 0         |
| Trading volume    | 0.00      |
| Number of trades  | 8         |
| Last size         | 0         |

## Futures and Options

|                 |   |
|-----------------|---|
| Related Futures | - |
| Related Options | - |

## PDF Downloads



Company report: COGNIZANT  
TECHNOLOGY SOLUTIONS CORP.  
CLASS ÄÄÄ 

5Y



Information about previous performance does not guarantee future performance.  
Source: FactSet

## Recent research

| on sector  |   | on market   |  |
|------------|---|---|--|
| Date       | Headline  | Download  |  |
| 2024/05/03 |  Akciové trhy - denní zpráva |  |  |
| 2024/05/02 |  Akciové trhy - denní zpráva |  |  |
| 2024/04/30 |  Akciové trhy - denní zpráva |  |  |
| 2024/04/29 |  Akciové trhy - denní zpráva |  |  |
| 2024/04/26 |  Global Equity Ratings       |  |  |

## Details

2024/05/03 19:26:16

## Price

61.72 EUR

Difference ▼ -0.10% (-0.06)

## General attributes

|                |              |
|----------------|--------------|
| ISIN           | US1924461023 |
| Symbol         | CTSH         |
| Exchange       | Stuttgart    |
| Currency       | EUR          |
| Sector         | Software     |
| Security type  | Stock        |
| Market cap (m) | 30,699 EUR   |
| Benchmark      | S&P 500      |

## Market data

|                   |           |
|-------------------|-----------|
| Bid (Bid size)    | - (0)     |
| Ask (Ask size)    | - (0)     |
| Open              | 61.59 EUR |
| High              | 61.74 EUR |
| Low               | 61.53 EUR |
| Close (prev. day) | 61.78 EUR |
| VWAP              | -         |
| Volume (pcs)      | 0         |
| Trading volume    | 0.00      |
| Number of trades  | 8         |
| Last size         | 0         |

## Performance and Risk

|             | 6m     | 1Y      | 3Y     |
|-------------|--------|---------|--------|
| Perf (%)    | -0.69% | +14.91% | -9.38% |
| Perf (abs.) | -0.43  | +8.01   | -6.39  |
| Beta        | 0.86   | 0.78    | 1.01   |
| Volatility  | 20.99  | 21.57   | 25.96  |

5Y



Information about previous performance does not guarantee future performance.  
Source: FactSet

## Price data

|   |                        |
|---|------------------------|
| Ø price 5 days   Ø volume 5 days (pcs.)     | 61.93 EUR (6)          |
| Ø price 30 days   Ø volume 30 days (pcs.)   | 64.76 EUR (46)         |
| Ø price 100 days   Ø volume 100 days (pcs.) | 68.43 EUR (39)         |
| Ø price 250 days   Ø volume 250 days (pcs.) | 64.56 EUR (24)         |
| YTD High   date                             | 73.72 EUR (2024/02/23) |
| YTD Low   date                              | 61.40 EUR (2024/04/30) |
| 52 Weeks High   date                        | 73.72 EUR (2024/02/23) |
| 52 Weeks Low   date                         | 55.20 EUR (2023/05/09) |

## All listings for COGNIZANT TECHNOLOGY SOLUTIONS CORP. CLASS ÄÄÄ

| Exchange              | Date       | Time  | Price     | Trading volume (mio.) | Number of trades |
|-----------------------|------------|-------|-----------|-----------------------|------------------|
| Vienna Stock Exchange | 2024/05/03 | 17:32 | 61.61 EUR | 0.00                  | 1                |
| Tradegate             | 2024/05/03 | 22:26 | 61.55 EUR | 0.01                  | 5                |
| Stuttgart             | 2024/05/03 | 19:26 | 61.72 EUR | 0.00                  | 8                |
| SIX Swiss Exchange    | 2019/06/27 | 17:35 | 62.32 CHF | 0.00                  | 1                |
| Nasdaq                | 2024/05/03 | 22:30 | 66.25 USD | 490.95                | 38,424           |

|                       |            |       |       |     |      |  |   |
|-----------------------|------------|-------|-------|-----|------|--|---|
|                       | 03         |       |       |     |      |  |   |
| Munich                | 2024/05/03 | 08:05 | 62.02 | EUR | 0.00 |  | 2 |
| London Stock Exchange | 2024/02/20 | 15:30 | 77.00 | USD | 0.00 |  | 1 |
| Hanover               | 2024/05/03 | 08:01 | 61.50 | EUR | 0.00 |  | 3 |
| Hamburg               | 2024/05/03 | 08:00 | 61.81 | EUR | 0.00 |  | 3 |
| Frankfurt             | 2024/05/03 | 08:05 | 61.50 | EUR | 0.00 |  | 2 |
| Duesseldorf           | 2024/05/03 | 19:31 | 61.66 | EUR | 0.00 |  | 7 |
| Berlin                | 2024/05/03 | 08:08 | 61.55 | EUR | 0.00 |  | 2 |

## Company profile

### Company Logo



### Contact Details

COGNIZANT TECHNOLOGY SOLUTIONS CORP.

--

300 Frank West Burr Boulevard - 07666  
Teaneck

Telefon: +1-201-801-0233

Fax: +

E-mail: [inquiry@cognizant.com](mailto:inquiry@cognizant.com)

### PDF Downloads

Company report: COGNIZANT  
TECHNOLOGY SOLUTIONS CORP.  
CLASS ÄÄÄ



### Company Profile

Cognizant Technology Solutions Corp. engages in providing information technology, consulting, and business process outsourcing services. Its services include application services, artificial intelligence, business process services, cloud solutions, and core modernization. It operates through the following segments: Financial Services (FS), Healthcare Sciences (HS), Products and Resources (P and R), and Communications, Media, and Technology (CMT). The FS segment focuses on banking and insurance services. The HS segment is involved in healthcare and life sciences. The P and R segment includes retail and consumer goods. The CMT segment relates to communications, information, media and entertainment, and technology. The company was founded by Wijayaraj Kumar Mahadeva and Francisco D'Souza on April 6, 1988 and is headquartered in Teaneck, NJ.

### Members of Management Board

|                       |                                |
|-----------------------|--------------------------------|
| Stephen Rohleder      | Chairman of Board of Directors |
| Leo Mackay            | Member of Board of Directors   |
| Abraham Schot         | Member of Board of Directors   |
| Archana Deskus        | Member of Board of Directors   |
| Eric Branderiz        | Member of Board of Directors   |
| John Dineen           | Member of Board of Directors   |
| Joseph Velli          | Member of Board of Directors   |
| Michael Patsalos-Fox  | Member of Board of Directors   |
| Sandra Wijnberg       | Member of Board of Directors   |
| Vinita Kundanlal Bali | Member of Board of Directors   |
| Zein Abdalla          | Member of Board of Directors   |
| Ravi Kumar            | Chairman of Managing Board     |
| Andrew Stafford       | Member of Executive Committee  |
| Gaurav Chand          | Member of Executive Committee  |
| Jatin Dalal           | Member of Executive Committee  |
| John Y. Kim           | Member of Executive Committee  |
| Kathryn Diaz          | Member of Executive Committee  |
| Rob Vatter            | Member of Executive Committee  |
| Surya Gummadi         | Member of Executive Committee  |

