

# J FRONT RETAILING CO LTD NPV

ISIN: **JP3386380004** WKN: **3086**

## Overview

2024/06/28 16:23:51

5Y

**Price**

11.10 USD

**Difference** ▲ 12.52% (1.23)

**General attributes**

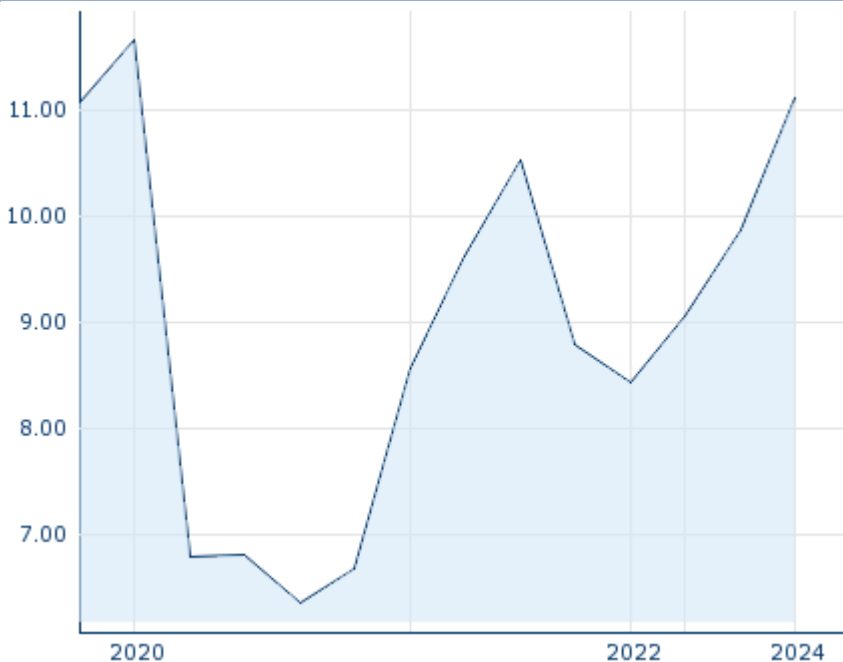
ISIN	JP3386380004
Symbol	3086
Exchange	FINRA other OTC Issues
Currency	USD
Sector	-
Security type	Stock
Market cap (m)	3,043 EUR
Benchmark	NIKKEI 225

**Market data**

Bid (Bid size)	-
Ask (Ask size)	-
Open	11.10 USD
High	11.10 USD
Low	11.10 USD
Close (prev. day)	9.865 USD
VWAP	11.10 USD
Volume (pcs)	100
Trading volume	1,110.00
Number of trades	1
Last size	100

**Futures and Options**

Related Futures	-
Related Options	-



Information about previous performance does not guarantee future performance.  
Source: FactSet

**Recent research**

on market			
Date		Headline	Download
2024/02/22		Global Equity Ratings	
2023/10/27		Global Equity Ratings	
2023/09/29		Global Equity Ratings	
2023/09/08		Global Equity Ratings	
2023/08/22		Global Equity Ratings	

## Details

2024/06/28 16:23:51

## Price

11.10 USD

Difference ▲ 12.52% (1.23)

## General attributes

ISIN	JP3386380004
Symbol	3086
Exchange	FINRA other OTC Issues
Currency	USD
Sector	-
Security type	Stock
Market cap (m)	3,043 EUR
Benchmark	NIKKEI 225

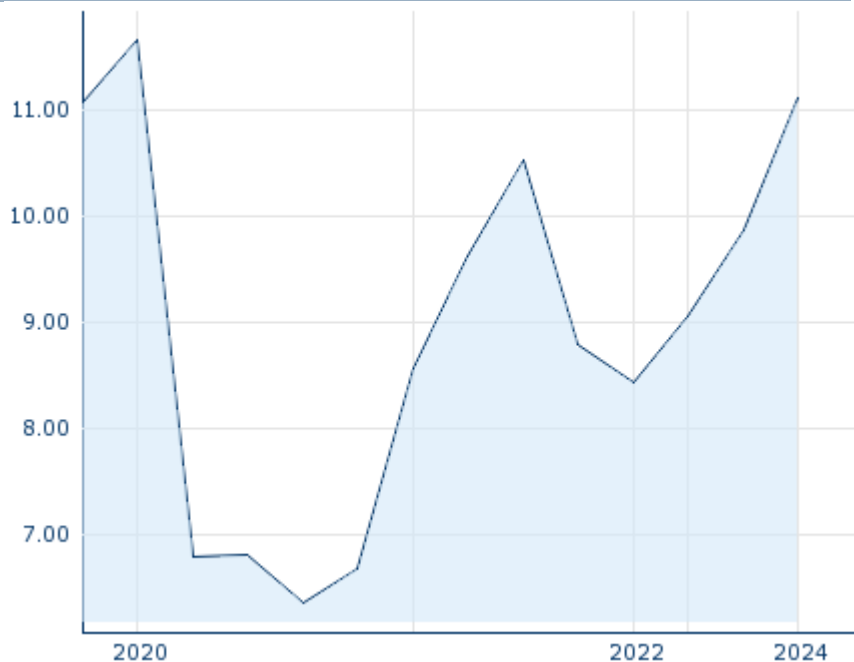
## Market data

Bid (Bid size)	-
Ask (Ask size)	-
Open	11.10 USD
High	11.10 USD
Low	11.10 USD
Close (prev. day)	9.865 USD
VWAP	11.10 USD
Volume (pcs)	100
Trading volume	1,110.00
Number of trades	1
Last size	100

## Performance and Risk

	6m	1Y	3Y
Perf (%)	-	-	-
Perf (abs.)	-	-	-
Beta	0.70	0.65	0.61
Volatility	-	-	29.84

5Y



Information about previous performance does not guarantee future performance.  
Source: FactSet

## Price data

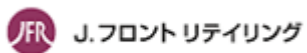
Ø price 5 days   Ø volume 5 days (pcs.)	- USD (-)
Ø price 30 days   Ø volume 30 days (pcs.)	- USD (-)
Ø price 100 days   Ø volume 100 days (pcs.)	- USD (-)
Ø price 250 days   Ø volume 250 days (pcs.)	10.48 USD (14)
YTD High   date	11.10 USD (2024/06/28)
YTD Low   date	11.10 USD (2024/06/28)
52 Weeks High   date	11.10 USD (2024/06/28)
52 Weeks Low   date	9.87 USD (2023/10/12)

## All listings for J FRONT RETAILING CO LTD NPV

Exchange	Date	Time	Price	Trading volume (mio.)	Number of trades
Tokyo Stock Exchange	2024/07/05	08:00	1,962.00 JPY	37.57	4,779
Stuttgart	2021/09/30	08:25	8.20 EUR	0.00	2
FINRA other OTC Issues	2024/06/28	16:23	11.10 USD	0.00	1

## Company profile

### Company Logo



### Company Profile

-

### Contact Details

J FRONT RETAILING CO LTD

--

6-10-1, Ginza, Chuo-ku - 104-0061 Tokyo

Telefon: -

Fax: -

E-mail: -