

MESOBLAST LTD.

ISIN:

AU000000MSB8

WKN: MSB

Overview

2022/09/27 08:10:09

Price

0.835 AUD

Difference  -1.76% (-0.02)

General attributes

ISIN AU000000MSB8

Symbol MSB

Exchange Australian Securities Exchange

Currency AUD

Sector Chemical / Pharmaceutical / Health

Security type Stock

Market cap (m) 414 EUR

Benchmark ASX ALL ORDINARIES INDEX

Market data

Bid (Bid size) 0.835 AUD (20,037)

Ask (Ask size) 0.84 AUD (1,801)

Open 0.83 AUD

High 0.845 AUD

Low 0.82 AUD

Close (prev. day) 0.85 AUD

VWAP 0.832064 AUD

Volume (pcs) 513,391

Trading volume 427,174.18

Number of trades 566

Last size -

Futures and Options

Related Futures -

Related Options -

5Y













Information about previous performance does not guarantee future performance.

Source: FactSet

Recent research

on sector

Date		Headline	Download
2022/09/26		Global Equity Ratings	
2022/09/01		Global Equity Ratings	
2022/08/25		Global Equity Ratings	
2022/08/18		Global Equity Ratings	
2022/08/08		Global Equity Ratings	

Details

2022/09/27 08:10:09

Price

0.835 AUD

 Difference ▼ -1.76% (-0.02)

General attributes

ISIN	AU000000MSB8
Symbol	MSB
Exchange	Australian Securities Exchange
Currency	AUD
Sector	Chemical / Pharmaceutical / Health
Security type	Stock
Market cap (m)	414 EUR
Benchmark	ASX ALL ORDINARIES INDEX

Market data

Bid (Bid size)	0.835 AUD (20,037)
Ask (Ask size)	0.84 AUD (1,801)
Open	0.83 AUD
High	0.845 AUD
Low	0.82 AUD
Close (prev. day)	0.85 AUD
VWAP	0.832064 AUD
Volume (pcs)	513,391
Trading volume	427,174.18
Number of trades	566
Last size	-

Performance and Risk

	6m	1Y	3Y
Perf (%)	-26.11%	-51.03%	-58.25%
Perf (abs.)	-0.30	-0.87	-1.17
Beta	1.19	1.33	1.63
Volatility	54.93	58.20	89.21

5Y



Information about previous performance does not guarantee future performance.

Source: FactSet

Price data

Ø price 5 days Ø volume 5 days (pcs.)	0.860 AUD (776,127)
Ø price 30 days Ø volume 30 days (pcs.)	0.864 AUD (1,223,747)
Ø price 100 days Ø volume 100 days (pcs.)	0.865 AUD (1,315,679)
Ø price 250 days Ø volume 250 days (pcs.)	1.164 AUD (1,723,785)
YTD High date	1.420 AUD (2022/01/04)
YTD Low date	0.610 AUD (2022/06/29)
52 Weeks High date	1.950 AUD (2021/11/15)
52 Weeks Low date	0.610 AUD (2022/06/29)

Arbitrage views

Exchange <input type="checkbox"/>	Date	Time	Price	Trading volume (mio.)	Number of trades
Tradegate	2022/09/27	22:26	0.5582 EUR	0.00	1
Stuttgart	2022/09/27	08:08	0.5474 EUR	0.00	3
Munich	2022/09/27	08:00	0.5446 EUR	0.00	1
Hamburg	2022/09/27	08:00	0.544 EUR	0.00	1
Frankfurt	2022/09/27	09:16	0.548 EUR	0.00	1

	09/27					
FINRA other OTC Issues	2022/09/02	15:30	0.5517 USD	0.00		1
Berlin	2022/09/27	17:15	0.5594 EUR	0.00		3
Australian Securities Exchange	2022/09/27	08:10	0.835 AUD	0.43		566

Company profile

Company Logo



Company Profile

-

Contact Details

MESOBLAST

--

Telefon: -

Fax: -

E-mail: -