


TURKISH LIRA / SINGAPORE-DOLLAR (TRY/SGD)

2024/08/16 23:29:57

Price
0.03902 SGD
 1 TRY = 0.03902 SGD
 1 SGD = 25.63097 TRY

Difference  **-0.56%**
 (-0.00)

General attributes

Exchange rate -
Exchange over the counter World
Security type Currency

Market data

Open 0.03926 SGD
High 0.03926 SGD

Performance and Risk

	6m	1Y	3Y
Perf (%)	-10.21%	-21.82%	-75.35%
Perf (abs.)	+0.00	-0.01	-0.12
Beta	-	-	-
Volatility	6.71	8.18	19.00

Futures and Options

Related Futures -
Related Options -

5Y












Please pay attention to currency units, monitor purchase and sale prices. Some currencies are quoted in other units.
 Source: FactSet

Price data

Ø price 5 days Ø volume 5 days (pcs.)	0.03933 SGD (0)
Ø price 30 days Ø volume 30 days (pcs.)	0.04013 SGD (0)
Ø price 100 days Ø volume 100 days (pcs.)	0.04110 SGD (0)
Ø price 250 days Ø volume 250 days (pcs.)	0.04238 SGD (0)
YTD High date	0.04474 SGD (2024/01/01)
YTD Low date	0.03904 SGD (2024/08/15)
52 Weeks High date	0.05299 SGD (2023/08/24)
52 Weeks Low date	0.03904 SGD (2024/08/15)

Recent research

on market		
Date	Headline	Download
2024/08/16	 Ranní restart	
2024/08/15	 Měsíčník EU aktualit, číslo 250, červenec 2024	
2024/08/15	 Ranní restart	
2024/08/14	 CEE Special Report Social Development Goals in t...	
2024/08/14	 Ranní restart	