

TURKISH LIRA / RUSSIAN ROUBLE (TRY/RUB)

2024/06/29 17:41:31

Price

2.59646 RUB

1 TRY = 2.59646 RUB
1 RUB = 0.38514 TRY

Difference

 -1.63%
(-0.04)

General attributes

Exchange rate -
Exchange over the counter World
Security type Currency

Market data

Open 2.60989 RUB
High 2.60989 RUB

Performance and Risk

	6m	1Y	3Y
Perf (%)	-12.04%	-20.22%	-68.21%
Perf (abs.)	-0.36	-0.67	-5.66
Beta	-	-	-
Volatility	15.12	18.38	38.02

Futures and Options

Related Futures -
Related Options -












Please pay attention to currency units, monitor purchase and sale prices. Some currencies are quoted in other units.
Source: FactSet

Price data

Ø price 5 days Ø volume 5 days (pcs.)	2.64750 RUB (0)
Ø price 30 days Ø volume 30 days (pcs.)	2.71476 RUB (0)
Ø price 100 days Ø volume 100 days (pcs.)	2.80962 RUB (0)
Ø price 250 days Ø volume 250 days (pcs.)	2.95022 RUB (0)
YTD High date	3.08909 RUB (2024/01/03)
YTD Low date	2.52431 RUB (2024/06/20)
52 Weeks High date	3.75496 RUB (2023/08/14)
52 Weeks Low date	2.52431 RUB (2024/06/20)

Recent research

on market		
Date	Headline	Download
2024/06/28	 Ranní restart	
2024/06/27	 Mírné překvapení z ČNB	
2024/06/27	 Ranní restart	
2024/06/26	 Ranní restart	
2024/06/25	 High pressure economy: What have we learned?	