


# TURKISH LIRA / NORWEGIAN KRONER (TRY/NOK)

2024/07/17 13:00:42

**Price**  
**0.32460** NOK  
 1 TRY = 0.32460 NOK  
 1 NOK = 3.08072 TRY

**Difference**  **-0.61%**  
 (-0.00)

**General attributes**

**Exchange rate** -  
**Exchange** over the counter World  
**Security type** Currency

**Market data**

**Open** 0.32586 NOK  
**High** 0.32642 NOK

**Performance and Risk**

	6m	1Y	3Y
<b>Perf (%)</b>	-6.02%	-14.96%	-68.60%
<b>Perf (abs.)</b>	-0.02	-0.06	-0.71
<b>Beta</b>	-	-	-
<b>Volatility</b>	9.66	12.23	21.24

**Futures and Options**

**Related Futures** -  
**Related Options** -

5Y












Please pay attention to currency units, monitor purchase and sale prices. Some currencies are quoted in other units.  
 Source: FactSet

**Price data**

Ø price 5 days   Ø volume 5 days (pcs.)	0.32544 NOK (0)
Ø price 30 days   Ø volume 30 days (pcs.)	0.32418 NOK (0)
Ø price 100 days   Ø volume 100 days (pcs.)	0.33046 NOK (0)
Ø price 250 days   Ø volume 250 days (pcs.)	0.34143 NOK (0)
<b>YTD High   date</b>	0.35032 NOK (2024/02/05)
<b>YTD Low   date</b>	0.31902 NOK (2024/07/05)
<b>52 Weeks High   date</b>	0.41777 NOK (2023/08/24)
<b>52 Weeks Low   date</b>	0.31902 NOK (2024/07/05)

**Recent research**

on market		
Date	Headline	Download
2024/07/17	 Ranní restart	
2024/07/16	 Ranní restart: bydlení v ČR, násilí a kabely	
2024/07/15	 Ranní restart: atentát, sjezd a polarizace	
2024/07/15	 Data mix in the week to come	
2024/07/12	 Ranní restart	