


TURKISH LIRA / HUNGARIAN FORINT (TRY/HUF)

2024/07/31 23:00:08

Price
10.94825 HUF

1 TRY = 10.94825 HUF
1 HUF = 0.09134 TRY

Difference  **-0.65%**
(-0.07)

General attributes

Exchange rate -
Exchange over the counter World
Security type Currency

Market data

Open 11.03856 HUF
High 11.03856 HUF

Performance and Risk

	6m	1Y	3Y
Perf (%)	-6.05%	-15.00%	-69.16%
Perf (abs.)	-0.71	-1.95	-24.72
Beta	-	-	-
Volatility	9.16	11.64	22.18

Futures and Options

Related Futures 12
Related Options -

5Y

















Please pay attention to currency units, monitor purchase and sale prices. Some currencies are quoted in other units.
Source: FactSet

Price data

Ø price 5 days Ø volume 5 days (pcs.)	10.95370 HUF (0)
Ø price 30 days Ø volume 30 days (pcs.)	10.97586 HUF (0)
Ø price 100 days Ø volume 100 days (pcs.)	11.11861 HUF (0)
Ø price 250 days Ø volume 250 days (pcs.)	11.40755 HUF (0)
YTD High date	11.88244 HUF (2024/01/29)
YTD Low date	10.74071 HUF (2024/07/18)
52 Weeks High date	13.86763 HUF (2023/08/24)
52 Weeks Low date	10.74071 HUF (2024/07/18)

Recent research

on instrument	on market		
Date		Headline	Download
2024/07/30	 	The economy shrank in the second quarter	
2024/07/30	 	Huge negative surprise for the second quarter	
2024/07/29	 	Flash 2Q24 GDP estimate and July's inflation	
2024/07/25	 	CEE Special Report Can we work more for longer?	
2024/07/23	 	Improved risk assessment enabled a rate cut in Jul...	