

CHINESE YUAN RENMINBI / TURKISH LIRA (CNY/TRY)

2024/08/16 19:00:41

Price

4.70477 TRY

1 CNY = 4.70477 TRY

1 TRY = 0.21255 CNY

Difference

 0.37%
(0.02)

General attributes

Exchange rate

-

Exchange

over the counter World

Security type

Currency

Market data

Open

4.69286 TRY

High

4.71011 TRY

Performance and Risk

	6m	1Y	3Y
Perf (%)	+9.46%	+26.12%	+256.51%
Perf (abs.)	+0.41	+0.97	+3.37
Beta	-	-	-
Volatility	7.33	8.33	19.37

Futures and Options

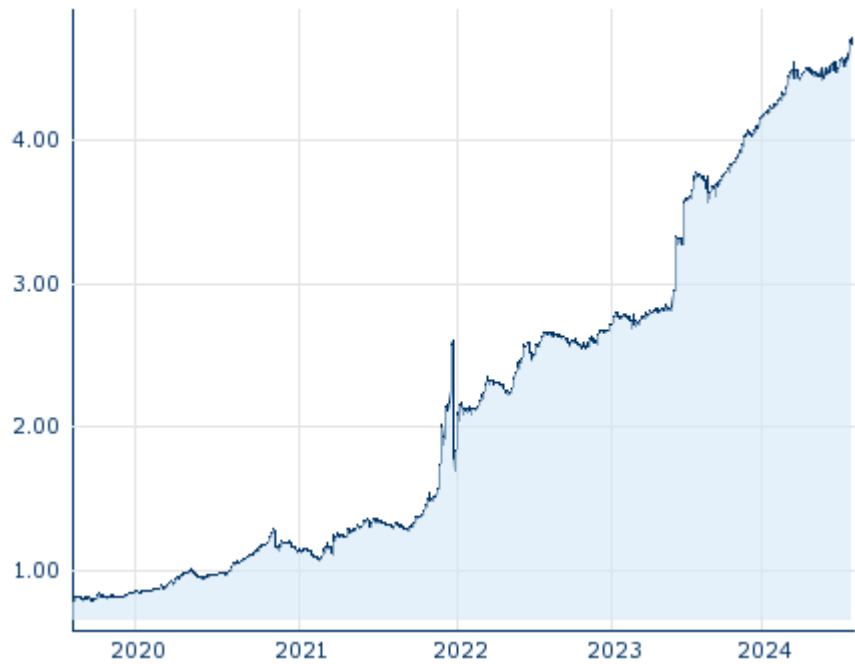
Related Futures

-

Related Options

-

5Y












Please pay attention to currency units, monitor purchase and sale prices. Some currencies are quoted in other units.
Source: FactSet

Price data

Ø price 5 days Ø volume 5 days (pcs.)	4.68725 TRY (0)
Ø price 30 days Ø volume 30 days (pcs.)	4.61217 TRY (0)
Ø price 100 days Ø volume 100 days (pcs.)	4.52420 TRY (0)
Ø price 250 days Ø volume 250 days (pcs.)	4.40179 TRY (0)
YTD High date	4.72306 TRY (2024/08/14)
YTD Low date	4.15437 TRY (2024/01/02)
52 Weeks High date	4.72306 TRY (2024/08/14)
52 Weeks Low date	3.51517 TRY (2023/08/24)

Recent research

on market

Date	Headline	Download
2024/08/16	 Ranní restart	
2024/08/15	 Měsíčník EU aktualit, číslo 250, červenec 2024	
2024/08/15	 Ranní restart	
2024/08/14	 CEE Special Report Social Development Goals in t...	
2024/08/14	 Ranní restart	