

CHINESE YUAN RENMINBI / TURKISH LIRA (CNY/TRY)

2024/07/17 15:00:43

Price

4.56388 TRY

1 CNY = 4.56388 TRY

1 TRY = 0.219111 CNY

Difference

 0.41%
(0.02)

General attributes

Exchange rate

-

Exchange

over the counter World

Security type

Currency

Market data

Open

4.54975 TRY

High

4.56748 TRY

Performance and Risk

	6m	1Y	3Y
Perf (%)	+8.56%	+23.99%	+245.83%
Perf (abs.)	+0.36	+0.88	+3.23
Beta	-	-	-
Volatility	6.62	8.42	19.33

Futures and Options

Related Futures

-

Related Options

-












Please pay attention to currency units, monitor purchase and sale prices. Some currencies are quoted in other units.
Source: FactSet

Price data

Ø price 5 days Ø volume 5 days (pcs.)	4.55442 TRY (0)
Ø price 30 days Ø volume 30 days (pcs.)	4.52001 TRY (0)
Ø price 100 days Ø volume 100 days (pcs.)	4.48647 TRY (0)
Ø price 250 days Ø volume 250 days (pcs.)	4.33379 TRY (0)
YTD High date	4.56896 TRY (2024/07/15)
YTD Low date	4.15437 TRY (2024/01/02)
52 Weeks High date	4.56896 TRY (2024/07/15)
52 Weeks Low date	3.51517 TRY (2023/08/24)

Recent research

on market

Date	Headline	Download
2024/07/17	 Ranní restart	
2024/07/16	 Ranní restart: bydlení v ČR, násilí a kabely	
2024/07/15	 Ranní restart: atentát, sjezd a polarizace	
2024/07/15	 Data mix in the week to come	
2024/07/12	 Ranní restart	