

## CHINESE YUAN RENMINBI / TURKISH LIRA (CNY/TRY)

2024/04/17 04:00:42

## Price

**4.49096** TRY

1 CNY = 4.49096 TRY

1 TRY = 0.22267 CNY

## Difference

 -0.03%  
(-0.00)

## General attributes

Exchange rate -

Exchange over the counter World

Security type Currency

## Market data

Open 4.49318 TRY

High 4.49602 TRY

## Performance and Risk

	6m	1Y	3Y
Perf (%)	+17.74%	+59.16%	+263.55%
Perf (abs.)	+0.68	+1.67	+3.26
Beta	-	-	-
Volatility	5.29	12.26	19.43

## Futures and Options

Related Futures -

Related Options -

5Y












Please pay attention to currency units, monitor purchase and sale prices. Some currencies are quoted in other units.  
Source: FactSet

## Price data

Ø price 5 days   Ø volume 5 days (pcs.)	4.48081 TRY (0)
Ø price 30 days   Ø volume 30 days (pcs.)	4.46520 TRY (0)
Ø price 100 days   Ø volume 100 days (pcs.)	4.34457 TRY (0)
Ø price 250 days   Ø volume 250 days (pcs.)	4.06500 TRY (0)
YTD High   date	4.54482 TRY (2024/03/21)
YTD Low   date	4.15437 TRY (2024/01/02)
52 Weeks High   date	4.54482 TRY (2024/03/21)
52 Weeks Low   date	2.77550 TRY (2023/05/08)

## Recent research

## on market

Date	Headline	Download
2024/04/16	 CZ Ranní restart	
2024/04/15	 Croatia Special Report   What's behind Croatia's e...	
2024/04/15	 Ranní restart: běžák, obezita, Londýn, soláry a tř...	
2024/04/15	 Parliamentary elections in Croatia	
2024/04/12	 Ranní restart	