

HUNGARY BUX

ISIN: HU0005060210

WKN: -

Overview

2024/09/18 16:07:14

Price

72,586.65 HUFDifference  -0.14% (-98.43)

General attributes

ISIN	HU0005060210
Symbol	-
Country	Hungary
Instruments in index	17
Type of index	-
Security type	Index

Market data

Open	72,684.92 HUF
High	72,883.43 HUF
Low	72,481.10 HUF
Close (prev. day)	72,685.08 HUF
Trading volume (m)	876,109
Volume (pcs)	3,002,929,774

Top 5

Name 	Price	+ - (%)	Trend 
PANNERGY N...	1,405.00	+0.72	
MASTERPLAS...	2,900.00	+0.69	
APPENNIN H...	620.00	+0.65	
ALTEO ENER...	4,440.00	+0.45	
MAGYAR TEL...	1,026.00	+0.39	

Intraday **1W** 1M 6m 1Y 3Y

Flop 5

Name 	Price	+ - (%)	Trend 
BUDAPEST R...	448.00	-1.54	
ANY SECURI...	4,150.00	-1.19	
DELTA TECH...	71.00	-0.56	
MOL	2,608.00	-0.53	

5Y














Information about previous performance does not guarantee future performance.

Source: FactSet

Recent research

on market

Date	Headline	Download 
2024/09/16	 Industry, producer prices and labor market data	
2024/09/13	 Hungary Boosting growth remains a challenge	
2024/09/13	 CEE Germany's underperformance is sneaking into ...	
2024/09/10	 August inflation came in at 3.4% y/y	
2024/09/08	 Will Croatia see a rating upgrade?	

HUNGAR...

RICHTER	10,710.00	-0.09	↔
GE...			

Intraday	1W	1M	6m	1Y	3Y
----------	----	----	----	----	----

Futures and Options

Related Futures	9
-----------------	---

Related Options	-
-----------------	---

Details

2024/09/18 16:07:14

Price

72,586.65 HUFDifference  -0.14% (-98.43)

General attributes

ISIN HU0005060210

Symbol -

Country Hungary

Security type Index

Instruments in index 17

Market data

Open 72,684.92 HUF

High 72,883.43 HUF

Low 72,481.10 HUF

Close (prev. day) 72,685.08 HUF

Trading volume (m) 876,109

Volume (pcs) 3,002,929,774

Performance and Risk

	6m	1Y	3Y
Perf (%)	+11.84%	+25.28%	+38.77%
Perf (abs.)	+7,696.75	+14,664.71	+20,308.17
Beta	-	-	-
Volatility	12.86	13.16	21.46



Information about previous performance does not guarantee future performance.

Source: FactSet

Price data

Ø price 5 days Ø volume 5 days (pcs.)	72,517.01 HUF (1,571,645)
Ø price 30 days Ø volume 30 days (pcs.)	72,325.54 HUF (2,666,250)
Ø price 100 days Ø volume 100 days (pcs.)	70,950.99 HUF (3,454,409)
Ø price 250 days Ø volume 250 days (pcs.)	65,239.27 HUF (3,248,915)
YTD High date	74,171.85 HUF (2024/08/01)
YTD Low date	60,463.78 HUF (2024/01/02)
52 Weeks High date	74,171.85 HUF (2024/08/01)
52 Weeks Low date	54,500.73 HUF (2023/10/09)

Composition

Name  ISIN	Price	Diff %  Diff +/-	Performance 	Date Time	Turnover Pc.  Turnover Money 
4IG NYILVANOSAN MUKODO RE... HU0000167788	777.00	0.00% 0.00		24/09/18 15:54:35	8,072 6,259,476.00
ALTEO ENERGIASZOLGALTATO ... HU0000155726	4,440.00	0.45% 20.00		24/09/18 15:58:06	70 309,920.00
ANY SECURITY PRINTING COM... HU0000093257	4,150.00	-1.19% -50.00		24/09/18 14:57:12	6,675 27,761,180.00
APPENNIN HLDGS HUF100 HU0000102132	620.00	0.65% 4.00		24/09/18 13:50:09	2,208 1,360,944.00
AUTOWALLIS PLC HUF12.5(PO... HU0000164504	144.50	0.35% 0.50		24/09/18 16:02:18	167,133 23,806,193.00
BUDAPEST R/ETS UTILIZATIO... HU0000167986	448.00	-1.54% -7.00		24/09/18 15:41:19	50,169 22,473,862.00
CIG PANNONIA LIFE INSURAN... HU0000180112	317.00	0.00% 0.00		24/09/18 15:58:00	13,529 4,257,692.00
DELTA TECHNOLOGIES NYRT HU0000151956	71.00	-0.56% -0.40		24/09/18 14:00:48	98,500 6,935,124.00
GRAPHISOFT PARK SE HU0000083696	10.40	0.00% 0.00		24/09/18 09:00:44	37 385.00
MAGYAR TELEKOM TELECOMMUN... HU0000073507	1,026.00	0.39% 4.00		24/09/18 15:52:13	37,646 38,617,622.00
MASTERPLAST SHARE HUF100 HU0000093943	2,900.00	0.69% 20.00		24/09/18 12:31:47	744 2,133,770.00
MOL HUNGARIAN OIL & GAS P... HU0000153937	2,608.00	-0.53% -14.00		24/09/18 16:07:14	134,608 352,953,134.00
OPUS GLOBAL NYRT HU0000110226	457.00	0.11% 0.50		24/09/18 16:05:23	185,015 84,066,768.00
OTP BANK PLC HU0000061726	18,550.00	-0.05% -10.00		24/09/18 16:06:34	94,430 1,750,839,640.00
PANNERGY NYRT HU0000089867	1,405.00	0.72% 10.00		24/09/18 15:26:57	75 105,375.00
RICHTER GEDEON VEGYESZETI... HU0000123096	10,710.00	-0.09% -10.00		24/09/18 16:02:26	50,258 539,614,790.00
WABERER'S INTERNATIONAL P... HU0000120720	3,950.00	0.00% 0.00		24/09/18 15:08:17	581 2,294,950.00