

## HUNGARY BUX

ISIN: HU0005060210

WKN: -

## Overview

2024/05/23 17:20:00

Price

**68,319.51** HUFDifference  0.53% (362.43)

## General attributes

ISIN HU0005060210

Symbol -

Country Hungary

Instruments in index 17

Type of index -

Security type Index

## Market data

Open 67,957.11 HUF

High 68,692.45 HUF

Low 67,885.21 HUF

Close (prev. day) 67,957.08 HUF

Trading volume (m) 10,677,146

Volume (pcs) 14,872,121,776



Information about previous performance does not guarantee future performance.

Source: FactSet

## Top 5











Name 	Price	+ - (%)	Trend 
APPENNIN H...	500.00	+2.88	
RICHTER GE...	9,255.00	+1.70	
GRAPHISOFT...	9.15	+1.67	
MAGYAR TEL...	978.00	+1.56	
MASTERPLAS...	2,920.00	+1.39	

Intraday 1W 1M 6m 1Y 3Y

## Flop 5

Name 	Price	+ - (%)	Trend 
DELTA TECH...	87.00	-7.45	
WABERER'S ...	3,960.00	-2.22	
MOL HUNGAR...	3,044.00	-0.85	
AUTOWALLIS...	148.00	-0.67	
4IG NYILVA...	794.00	-0.13	

## Recent research

on market		
Date	Headline	Download
2024/05/23	 Corporate Credit Monitor CEE	
2024/05/21	 End of the monetary easing cycle approaching	
2024/05/21	 MNB: 50 bps cut for May	
2024/05/19	 Hungarian central bank to cut rates further	
2024/05/15	 Corporate Credit Monitor CEE	

Intraday	1W	1M	6m	1Y	3Y
----------	----	----	----	----	----

**Futures and Options**

Related Futures	8
Related Options	-

## Details

2024/05/23 17:20:00

Price

**68,319.51** HUF

Difference



0.53% (362.43)

## General attributes

ISIN HU0005060210

Symbol -

Country Hungary

Security type Index

Instruments in index 17

## Market data

Open 67,957.11 HUF

High 68,692.45 HUF

Low 67,885.21 HUF

Close (prev. day) 67,957.08 HUF

Trading volume (m) 10,677,146

Volume (pcs) 14,872,121,776

## Performance and Risk

	6m	1Y	3Y
Perf (%)	+20.89%	+46.95%	+47.25%
Perf (abs.)	+11,807.67	+21,829.05	+21,922.64
Beta	-	-	-
Volatility	13.03	12.65	21.55



Information about previous performance does not guarantee future performance.

Source: FactSet

## Price data

Ø price 5 days   Ø volume 5 days (pcs.)	68,057.74 HUF (8,636,992)
Ø price 30 days   Ø volume 30 days (pcs.)	67,553.14 HUF (4,293,776)
Ø price 100 days   Ø volume 100 days (pcs.)	65,669.28 HUF (3,361,711)
Ø price 250 days   Ø volume 250 days (pcs.)	59,151.21 HUF (3,899,372)
YTD High   date	69,581.51 HUF (2024/05/09)
YTD Low   date	60,463.78 HUF (2024/01/02)
52 Weeks High   date	69,581.51 HUF (2024/05/09)
52 Weeks Low   date	46,139.63 HUF (2023/05/24)

## Composition

Name  ISIN	Price	Diff %  Diff +/-	Performance 	Date Time	Turnover Pc.  Turnover Money 
4IG NYILVANOSAN MUKODO RE... HU0000167788	794.00	-0.13% -1.00		24/05/23 17:20:00	26,888 21,423,082.00
ALTEO ENERGIASZOLGALTATO ... HU0000155726	3,950.00	0.51% 20.00		24/05/23 17:19:59	8,615 34,204,170.00
ANY SECURITY PRINTING COM... HU0000093257	3,920.00	0.26% 10.00		24/05/23 17:20:00	8,429 32,997,480.00
APPENNIN HLDGS HUF100 HU0000102132	500.00	2.88% 14.00		24/05/23 17:20:00	338,594 168,077,435.00
AUTOWALLIS PLC HUF12.5(PO... HU0000164504	148.00	-0.67% -1.00		24/05/23 17:20:00	207,967 30,874,941.00
BUDAPEST R/ETS UTILIZATIO... HU0000167986	494.00	0.41% 2.00		24/05/23 17:19:59	1,123 546,900.00
CIG PANNONIA LIFE INSURAN... HU0000180112	345.00	0.00% 0.00		24/05/23 17:20:00	11,110 3,850,650.00
DELTA TECHNOLOGIES NYRT HU0000151956	87.00	-7.45% -7.00		24/05/23 17:20:00	7,529,874 701,586,982.00
GRAPHISOFT PARK SE HU0000083696	9.15	1.67% 0.15		24/05/23 17:19:59	1,917 17,443.00
MAGYAR TELEKOM TELECOMMUN... HU0000073507	978.00	1.56% 15.00		24/05/23 17:20:00	462,514 448,921,269.00
MASTERPLAST SHARE HUF100 HU0000093943	2,920.00	1.39% 40.00		24/05/23 17:20:00	5,294 15,588,580.00
MOL HUNGARIAN OIL & GAS P... HU0000153937	3,044.00	-0.85% -26.00		24/05/23 17:20:00	1,130,475 3,458,024,634.00
OPUS GLOBAL NYRT HU0000110226	377.00	0.00% 0.00		24/05/23 17:19:59	218,494 82,413,136.00
OTP BANK PLC HU0000061726	18,010.00	0.73% 130.00		24/05/23 17:20:00	366,846 6,606,713,925.00
PANNERGY NYRT HU0000089867	1,380.00	0.36% 5.00		24/05/23 17:20:00	856 1,191,830.00
RICHTER GEDEON VEGYESZETI... HU0000123096	9,255.00	1.70% 155.00		24/05/23 17:19:59	351,850 3,240,563,890.00
WABERER'S INTERNATIONAL P... HU0000120720	3,960.00	-2.22% -90.00		24/05/23 17:19:59	6,300 25,125,430.00