

HUNGARY BUX

ISIN: HU0005060210

WKN: -

Overview

2024/05/10 17:20:00

Price

69,201.95 HUFDifference  0.27% (185.69)

General attributes

ISIN HU0005060210

Symbol -

Country Hungary

Instruments in index 17

Type of index -

Security type Index

Market data

Open 69,016.71 HUF

High 69,535.64 HUF

Low 68,939.41 HUF

Close (prev. day) 69,016.26 HUF

Trading volume (m) 4,817,315


Volume (pcs) 9,682,308,361

Top 5

Name 	Price	+ - (%)	Trend 
ALTEO ENER...	3,800.00	+1.88	
DELTA TECH...	46.10	+1.32	
MOL HUNGAR...	3,076.00	+1.18	
GRAPHISOFT...	8.90	+1.14	
AUTOWALLIS...	154.50	+0.98	

Intraday 1W 1M 6m 1Y 3Y

Flop 5











Name 	Price	+ - (%)	Trend 
BUDAPEST R...	500.00	-4.21	
PANNERGY N...	1,345.00	-1.47	
ANY SECURI...	3,680.00	-0.54	



Information about previous performance does not guarantee future performance.

Source: FactSet

Recent research

on market		
Date	Headline	Download
2024/05/10	 Disinflation ended in April	
2024/05/08	 Industry plummeted by 2.8% y/y in March	
2024/05/07	 Corporate Credit Monitor CEE	
2024/05/07	 Massive surprise to the upside	
2024/05/06	 Unfavorable factors behind the shiny figure	

OTP BANK 18,315.00 -0.46 ↗
P...

APPENNIN 502.00 -0.40 ↗
H...

Intraday 1W 1M 6m 1Y 3Y

Futures and Options

Related Futures 8

Related Options -

Details

2024/05/10 17:20:00

Price

69,201.95 HUFDifference  0.27% (185.69)

General attributes

ISIN HU0005060210

Symbol -

Country Hungary

Security type Index

Instruments in index 17

Market data

Open 69,016.71 HUF

High 69,535.64 HUF

Low 68,939.41 HUF

Close (prev. day) 69,016.26 HUF

Trading volume (m) 4,817,315

Volume (pcs) 9,682,308,361

Performance and Risk

	6m	1Y	3Y
Perf (%)	+20.29%	+49.62%	+55.20%
Perf (abs.)	+11,672.00	+22,949.23	+24,614.36
Beta	-	-	-
Volatility	13.22	12.59	21.65



Information about previous performance does not guarantee future performance.

Source: FactSet

Price data

Ø price 5 days Ø volume 5 days (pcs.)	68,913.95 HUF (4,051,698)
Ø price 30 days Ø volume 30 days (pcs.)	66,922.55 HUF (2,930,060)
Ø price 100 days Ø volume 100 days (pcs.)	64,975.13 HUF (3,116,797)
Ø price 250 days Ø volume 250 days (pcs.)	58,386.69 HUF (3,717,824)
YTD High date	69,581.51 HUF (2024/05/09)
YTD Low date	60,463.78 HUF (2024/01/02)
52 Weeks High date	69,581.51 HUF (2024/05/09)
52 Weeks Low date	45,611.12 HUF (2023/05/16)

Composition

Name  ISIN	Price	Diff %  Diff +/-	Performance 	Date Time	Turnover Pc.  Turnover Money 
4IG NYILVANOSAN MUKODO RE... HU0000167788	805.00	0.00% 0.00		24/05/10 17:19:59	103,432 82,832,842.00
ALTEO ENERGIASZOLGALTATO ... HU0000155726	3,800.00	1.88% 70.00		24/05/10 17:20:00	22,790 86,501,490.00
ANY SECURITY PRINTING COM... HU0000093257	3,680.00	-0.54% -20.00		24/05/10 17:19:59	13,104 48,637,640.00
APPENNIN HLDGS HUF100 HU0000102132	502.00	-0.40% -2.00		24/05/10 17:20:00	27,271 13,559,821.00
AUTOWALLIS PLC HUF12.5(PO... HU0000164504	154.50	0.98% 1.50		24/05/10 17:20:00	612,279 93,322,841.00
BUDAPEST R/ETS UTILIZATIO... HU0000167986	500.00	-4.21% -22.00		24/05/10 17:19:59	15,642 7,879,282.00
CIG PANNONIA LIFE INSURAN... HU0000180112	383.00	0.79% 3.00		24/05/10 17:19:59	55,952 21,472,838.00
DELTA TECHNOLOGIES NYRT HU0000151956	46.10	1.32% 0.60		24/05/10 17:20:00	2,176,072 100,868,277.00
GRAPHISOFT PARK SE HU0000083696	8.90	1.14% 0.10		24/05/10 17:20:00	800 7,096.00
MAGYAR TELEKOM TELECOMMUN... HU0000073507	932.00	-0.32% -3.00		24/05/10 17:20:00	717,059 671,511,552.00
MASTERPLAST SHARE HUF100 HU0000093943	2,890.00	0.70% 20.00		24/05/10 17:20:00	3,310 9,534,250.00
MOL HUNGARIAN OIL & GAS P... HU0000153937	3,076.00	1.18% 36.00		24/05/10 17:20:00	518,655 1,590,418,254.00
OPUS GLOBAL NYRT HU0000110226	381.00	0.66% 2.50		24/05/10 17:20:00	120,234 45,630,129.00
OTP BANK PLC HU0000061726	18,315.00	-0.46% -85.00		24/05/10 17:19:59	321,534 5,924,983,530.00
PANNERGY NYRT HU0000089867	1,345.00	-1.47% -20.00		24/05/10 17:20:00	4,236 5,705,985.00
RICHTER GEDEON VEGYESZETI... HU0000123096	9,650.00	0.84% 80.00		24/05/10 17:20:00	99,377 956,222,565.00
WABERER'S INTERNATIONAL P... HU0000120720	4,190.00	0.96% 40.00		24/05/10 17:19:59	5,568 23,219,970.00