

## HUNGARY BUX

ISIN:

HU0005060210

WKN: -

## Overview

2022/01/18 17:20:02

Price

**52,545.64** HUFDifference  -1.80% (-963.37)

## General attributes

ISIN HU0005060210

Symbol -

Country Hungary

Instruments in index 16

Type of index -

Security type Index

## Market data

Open 53,505.44 HUF

High 53,520.79 HUF

Low 52,386.67 HUF

Close (prev. day) 53,509.01 HUF

Trading volume (m) 2,621,425

Volume (pcs) 9,294,484,402

## Top 5

Name 	Price	+ - (%)	Trend 
PANNERGY N...	1,105.00	+3.76	
AUTOWALLIS...	126.00	+1.61	
WABERER'S ...	2,320.00	+0.87	
MAGYAR TEL...	421.50	+0.60	
CIG PANNON...	374.00	+0.54	

Intraday 1W 1M 6m 1Y 3Y

## Flop 5

Name 	Price	+ - (%)	Trend 
MASTERPLAS...	4,250.00	-5.56	
RICHTER GE...	8,540.00	-2.29	
OTP BANK P...	17,745.00	-2.07	
APPENNIN H...	251.00	-1.95	
MOL	2,624.00	-1.65	

5Y








Information about previous performance does not guarantee future performance.

Source: FactSet

## Recent research

on market

Date	Headline	Download
2022/01/17	 Shedding light on the Polish economy	
2022/01/17	 MOL: The transformation should pick up speed	
2022/01/17	 Polish real economy in the spotlight	
2022/01/14	 Juicy spreads on government bonds	
2022/01/14	 Inflation surprised on the upside in December	

HUNGAR...

Intraday 1W 1M 6m 1Y 3Y

**Futures and Options**

Related Futures 9

Related Options -

## Details

2022/01/18 17:20:02

Price

**52,545.64** HUFDifference  -1.80% (-963.37)

## General attributes

ISIN HU0005060210

Symbol -

Country Hungary

Security type Index

Instruments in index 16

## Market data

Open 53,505.44 HUF

High 53,520.79 HUF

Low 52,386.67 HUF

Close (prev. day) 53,509.01 HUF

Trading volume (m) 2,621,425

Volume (pcs) 9,294,484,402

## Performance and Risk

	6m	1Y	3Y
Perf (%)	+9.46%	+17.41%	+26.60%
Perf (abs.)	+4,542.39	+7,790.05	+11,041.73
Beta	-	-	-
Volatility	17.04	16.34	21.30



Information about previous performance does not guarantee future performance.  
Source: FactSet

## Price data

Ø price 5 days   Ø volume 5 days (pcs.)	53,374.51 HUF (2,319,815)
Ø price 30 days   Ø volume 30 days (pcs.)	51,355.44 HUF (2,218,229)
Ø price 100 days   Ø volume 100 days (pcs.)	52,441.95 HUF (3,155,801)
Ø price 250 days   Ø volume 250 days (pcs.)	48,552.31 HUF (2,752,040)
YTD High   date	54,438.93 HUF (2022/01/12)
YTD Low   date	50,723.59 HUF (2022/01/03)
52 Weeks High   date	56,233.21 HUF (2021/11/05)
52 Weeks Low   date	41,758.72 HUF (2021/04/20)

## Composition

Name  ISIN	Price	Diff %  Diff +/-	Performance 	Date Time	Turnover Pc.  Turnover Money 
4IG NYILVANOSAN MUKODO RE... HU0000167788	867.00	-0.80% -7.00		22/01/18 17:20:00	20,483 17,914,318.00
AKKO INVEST PLC. HUF25 (P... HU0000170824	425.00	0.00% 0.00		22/01/18 17:20:00	60,418 25,615,352.00
ALTEO ENERGIASZOLGALTATO ... HU0000155726	2,350.00	0.00% 0.00		22/01/18 17:20:00	28,137 65,472,730.00
ANY SECURITY PRINTING COM... HU0000093257	1,575.00	0.00% 0.00		22/01/18 17:20:00	3,304 5,145,610.00
APPENNIN HLDGS HUF100 HU0000102132	251.00	-1.95% -5.00		22/01/18 17:20:00	71,876 17,897,977.00
AUTOWALLIS PLC HUF12.5(PO... HU0000164504	126.00	1.61% 2.00	█	22/01/18 17:20:00	1,266,486 159,172,547.00
CIG PANNONIA LIFE INSURAN... HU0000180112	374.00	0.54% 2.00	█	22/01/18 17:20:00	2,562 945,508.00
GRAPHISOFT PARK SE HU0000083696	3,870.00	-0.77% -30.00		22/01/18 17:20:00	4,108 15,899,690.00
MAGYAR TELEKOM TELECOMMUN... HU0000073507	421.50	0.60% 2.50	█	22/01/18 17:20:00	68,416 28,737,829.00
MASTERPLAST SHARE HUF100 HU0000093943	4,250.00	-5.56% -250.00		22/01/18 17:20:00	35,057 152,337,840.00
MOL HUNGARIAN OIL & GAS P... HU0000153937	2,624.00	-1.65% -44.00		22/01/18 17:20:00	476,229 1,256,010,590.00
OPUS GLOBAL HU0000110226	220.00	-0.68% -1.50		22/01/18 17:20:00	33,151 7,290,026.00
OTP BANK PLC HU0000061726	17,745.00	-2.07% -375.00		22/01/18 17:20:00	327,666 5,825,106,710.00
PANNERGY NYRT HU0000089867	1,105.00	3.76% 40.00	█	22/01/18 17:20:00	26,166 28,575,140.00
RICHTER GEDEON VEGYESZETI... HU0000123096	8,540.00	-2.29% -200.00		22/01/18 17:20:00	196,586 1,686,563,235.00
WABERER'S INTERNATIONAL P... HU0000120720	2,320.00	0.87% 20.00	█	22/01/18 17:20:00	780 1,799,300.00