

## OMX TALLIN\_GI

ISIN: EE0000000008

WKN: -

## Overview

2024/04/26 15:04:16

Price

**1,785.0711**

EUR

Difference  -0.18% (-3.19)

## General attributes

ISIN EE0000000008

Symbol -

Country Estonia

Instruments in index 14

Type of index -

Security type Index

## Market data

Open 1,787.0470 EUR

High 1,788.4902 EUR

Low 1,782.4450 EUR

Close (prev. day) 1,788.2597 EUR

Trading volume (m) -

Volume (pcs) -



5Y

Information about previous performance does not guarantee future performance.

Source: FactSet

## Top 5

| Name          | Price | + - (%) | Trend   |
|---------------|-------|---------|---|
| NORDECON A... | 0.52  | +1.56   |  |
| TALLINNA V... | 10.60 | +0.95   |  |
| PREMIA FOO... | 0.109 | +0.93   |  |
| NORDIC FIB... | 0.938 | +0.86   |  |
| ARCO VARA ... | 1.56  | +0.65   |  |

Intraday 1W 1M 6m 1Y 3Y









## Flop 5

| Name          | Price | + - (%) | Trend   |
|---------------|-------|---------|---|
| TRIGON PRO... | 0.684 | -3.39   |  |
| TALLINK GR... | 0.722 | -1.37   |  |
| TKM GRUPP ... | 9.72  | -0.31   |  |
| LHV GROUP ... | 3.49  | -0.29   |  |

Intraday 1W 1M 6m 1Y 3Y

## Recent research

## on market

| Date       | Headline  | Download  |
|------------|---|---|
| 2024/04/23 |  CEE Special Report   Strong growth in CEE economie... |  |
| 2024/04/21 |  Hungarian central bank to cut rates further           |  |
| 2024/04/18 |  CEE corporate bond rally                              |  |
| 2024/04/15 |  Parliamentary elections in Croatia                    |  |
| 2024/04/11 |  Less aggressive monetary easing to come               |  |

**Futures and Options**

**Related Futures** -

**Related Options** -

## Details

2024/04/26 15:04:16

Price

**1,785.0711**

EUR

Difference

**-0.18% (-3.19)**

### General attributes

ISIN EE0000000008

Symbol -

Country Estonia

Security type Index

Instruments in index 14

### Market data

Open 1,787.0470 EUR

High 1,788.4902 EUR

Low 1,782.4450 EUR

Close (prev. day) 1,788.2597 EUR

Trading volume (m) -

Volume (pcs) -

### Performance and Risk

|             | 6m     | 1Y      | 3Y      |
|-------------|--------|---------|---------|
| Perf (%)    | -0.79% | -6.01%  | +9.66%  |
| Perf (abs.) | -14.25 | -114.06 | +157.29 |
| Beta        | -      | -       | -       |
| Volatility  | 7.07   | 7.24    | 13.91   |



Information about previous performance does not guarantee future performance.  
Source: FactSet

### Price data

|   |                             |
|---|-----------------------------|
| Ø price 5 days   Ø volume 5 days (pcs.)     | 1,782.1009 EUR (0)          |
| Ø price 30 days   Ø volume 30 days (pcs.)   | 1,765.6943 EUR (0)          |
| Ø price 100 days   Ø volume 100 days (pcs.) | 1,773.9936 EUR (0)          |
| Ø price 250 days   Ø volume 250 days (pcs.) | 1,819.4550 EUR (0)          |
| YTD High   date                             | 1,828.2213 EUR (2024/01/15) |
| YTD Low   date                              | 1,741.0895 EUR (2024/03/27) |
| 52 Weeks High   date                        | 1,927.2641 EUR (2023/05/09) |
| 52 Weeks Low   date                         | 1,738.1932 EUR (2023/12/06) |

## Composition

| Name <br>ISIN | Price | Diff % <br>Diff +/- | Performance  | Date<br>Time         | Turnover Pc. <br>Turnover Money  |
|--|-------|--|---|----------------------|--|
| ARCO VARA AS<br>EE3100034653   | 1.56  | 0.65%<br>0.01  |                | 24/04/26<br>14:59:54 | 391<br>601.62  |
| EKSPRESS GRUPP AS<br>EE3100016965  | 1.21  | 0.00%<br>0.00  |   | 24/04/26<br>13:06:09 | 753<br>911.29  |
| HARJU ELEKTER AS<br>EE3100004250   | 4.75  | 0.21%<br>0.01  |                | 24/04/26<br>14:50:36 | 647<br>3,074.52  |
| LHV GROUP AS EUR0.1<br>EE3100102203  | 3.49  | -0.29%<br>-0.01  |                | 24/04/26<br>14:59:49 | 21,029<br>73,420.77  |
| MERKO EHITUS AS<br>EE3100098328  | 17.22 | 0.12%<br>0.02  |                | 24/04/26<br>14:41:14 | 1,148<br>19,756.06   |
| NORDECON AS<br>EE3100039496  | 0.52  | 1.56%<br>0.01  |                | 24/04/26<br>14:47:34 | 3,406<br>1,676.89  |
| NORDIC FIBREBOARD AS<br>EE3100092503   | 0.938 | 0.86%<br>0.01  |                | 24/04/26<br>14:43:24 | 13,256<br>12,286.04  |
| PREMIA FOODS<br>EE3100101031   | 0.109 | 0.93%<br>0.00  |                | 24/04/26<br>14:50:54 | 1,935<br>212.75  |
| PRO KAPITAL GRUPP<br>EE3100006040  | 1.03  | 0.00%<br>0.00  |   | 24/04/26<br>14:46:12 | 625<br>637.80  |
| SILVANO FASHION GROUP AS<br>EE3100001751   | 1.09  | 0.00%<br>0.00  |   | 24/04/26<br>14:51:46 | 3,235<br>1,649.30  |
| TALLINK GRUPP AS<br>EE3100004466   | 0.722 | -1.37%<br>-0.01  |                | 24/04/26<br>14:59:56 | 326,088<br>236,100.03  |
| TALLINNA VESI AS<br>EE3100026436   | 10.60 | 0.95%<br>0.10  |              | 24/04/26<br>14:45:01 | 407<br>3,774.30  |
| TKM GRUPP AS<br>EE0000001105   | 9.72  | -0.31%<br>-0.03  |              | 24/04/26<br>14:59:43 | 4,489<br>43,691.04   |
| TRIGON PROPERTY DEVELOPME...<br>EE3100003443   | 0.684 | -3.39%<br>-0.02  |              | 24/04/26<br>13:40:20 | 116<br>81.80   |