

CYBERAGENT INC.

ISIN: JP3311400000 WKN: 4751

Overview

2024/09/09 21:18:43

Price
6.86 USDDifference  7.17% (0.46)

General attributes

ISIN	JP3311400000
Symbol	4751
Exchange	FINRA other OTC Issues
Currency	USD
Sector	-
Security type	Stock
Market cap (m)	3,412 EUR
Benchmark	NIKKEI 225

Market data

Bid (Bid size)	-
Ask (Ask size)	-
Open	6.86 USD
High	6.86 USD
Low	6.86 USD
Close (prev. day)	6.401 USD
VWAP	7.30 USD
Volume (pcs)	448
Trading volume	3,073.28
Number of trades	1
Last size	448

Futures and Options

Related Futures	-
Related Options	-











5Y



Information about previous performance does not guarantee future performance.
Source: FactSet

Recent research

on market

Date		Headline	Download
2024/09/11		Global Equity Ratings	
2024/09/05		Global Equity Ratings	
2024/08/12		Global Equity Ratings	
2024/02/22		Global Equity Ratings	
2023/10/27		Global Equity Ratings	

Details

2024/09/09 21:18:43

Price

6.86 USD

Difference ▲ 7.17% (0.46)

General attributes

ISIN	JP3311400000
Symbol	4751
Exchange	FINRA other OTC Issues
Currency	USD
Sector	-
Security type	Stock
Market cap (m)	3,412 EUR
Benchmark	NIKKEI 225

Market data

Bid (Bid size)	-
Ask (Ask size)	-
Open	6.86 USD
High	6.86 USD
Low	6.86 USD
Close (prev. day)	6.401 USD
VWAP	7.30 USD
Volume (pcs)	448
Trading volume	3,073.28
Number of trades	1
Last size	448

Performance and Risk

	6m	1Y	3Y
Perf (%)	-	-	-
Perf (abs.)	-	-	-
Beta	0.81	0.75	0.89
Volatility	114.54	102.18	69.19

5Y



Information about previous performance does not guarantee future performance.
Source: FactSet

Price data

Ø price 5 days Ø volume 5 days (pcs.)	6.86 USD (130)
Ø price 30 days Ø volume 30 days (pcs.)	6.70 USD (83,761)
Ø price 100 days Ø volume 100 days (pcs.)	6.44 USD (25,132)
Ø price 250 days Ø volume 250 days (pcs.)	6.19 USD (10,349)
YTD High date	7.29 USD (2024/02/07)
YTD Low date	5.78 USD (2024/06/12)
52 Weeks High date	7.29 USD (2024/02/07)
52 Weeks Low date	4.99 USD (2023/10/27)

Arbitrage views

Exchange 📍	Date	Time	Price	Trading volume (mio.)	Number of trades
Tradegate	2024/09/12	22:26	6.80 EUR	0.00	1
Tokyo Stock Exchange	2024/09/12	08:00	1,058.50 JPY	36.01	3,919
Stuttgart	2024/09/12	08:05	6.70 EUR	0.00	3
Munich	2024/09/12	08:18	6.65 EUR	0.00	2
Hanover	2024/09/12	17:25	6.65 EUR	0.00	4

	12					
Frankfurt	2024/09/ 12	08:43	6.70 EUR	0.00		2
FINRA other OTC Issues	2024/09/ 09	21:18	6.86 USD	0.00		1
Duesseldorf	2024/09/ 12	19:30	6.65 EUR	0.00		7
Berlin	2024/09/ 12	21:05	6.75 EUR	0.00		9

Company profile

Company Logo

Contact Details

CYBER AGENT

--

Telefon: -

Fax: -

E-mail: -

Company Profile

-