

CYBERAGENT INC.

ISIN: JP3311400000 WKN: 4751

Overview

2024/07/01 15:31:00

Price
6.15 USDDifference  6.40% (0.37)

General attributes

ISIN	JP3311400000
Symbol	4751
Exchange	FINRA other OTC Issues
Currency	USD
Sector	-
Security type	Stock
Market cap (m)	2,749 EUR
Benchmark	NIKKEI 225

Market data

Bid (Bid size)	-
Ask (Ask size)	-
Open	6.15 USD
High	6.15 USD
Low	6.15 USD
Close (prev. day)	5.78 USD
VWAP	6.15 USD
Volume (pcs)	1
Trading volume	6.15
Number of trades	1
Last size	1

Futures and Options

Related Futures	-
Related Options	-











5Y



Information about previous performance does not guarantee future performance.
Source: FactSet

Recent research

on market

Date		Headline	Download
2024/02/22		Global Equity Ratings	
2023/10/27		Global Equity Ratings	
2023/09/29		Global Equity Ratings	
2023/09/08		Global Equity Ratings	
2023/08/22		Global Equity Ratings	

Details

2024/07/01 15:31:00

Price

6.15 USD

Difference ▲ 6.40% (0.37)

General attributes

ISIN	JP3311400000
Symbol	4751
Exchange	FINRA other OTC Issues
Currency	USD
Sector	-
Security type	Stock
Market cap (m)	2,749 EUR
Benchmark	NIKKEI 225

Market data

Bid (Bid size)	-
Ask (Ask size)	-
Open	6.15 USD
High	6.15 USD
Low	6.15 USD
Close (prev. day)	5.78 USD
VWAP	6.15 USD
Volume (pcs)	1
Trading volume	6.15
Number of trades	1
Last size	1

Performance and Risk

	6m	1Y	3Y
Perf (%)	+5.49%	-	-71.78%
Perf (abs.)	+0.32	-	-15.64
Beta	0.65	0.64	0.95
Volatility	121.99	82.66	62.60

5Y



Information about previous performance does not guarantee future performance.
Source: FactSet

Price data

Ø price 5 days Ø volume 5 days (pcs.)	- USD (-)
Ø price 30 days Ø volume 30 days (pcs.)	- USD (-)
Ø price 100 days Ø volume 100 days (pcs.)	6.40 USD (7)
Ø price 250 days Ø volume 250 days (pcs.)	6.16 USD (666)
YTD High date	7.29 USD (2024/02/07)
YTD Low date	5.78 USD (2024/06/12)
52 Weeks High date	7.36 USD (2023/07/18)
52 Weeks Low date	4.99 USD (2023/10/27)

Arbitrage views

Exchange ⊕	Date	Time	Price	Trading volume (mio.)	Number of trades
Tradegate	2024/07/10	22:02	5.55 EUR	0.00	1
Tokyo Stock Exchange	2024/07/11	08:00	950.90 JPY	36.28	8,135
Stuttgart	2024/07/11	08:14	5.40 EUR	0.00	1
Munich	2024/07/11	08:16	5.50 EUR	0.00	1
Hanover	2024/07/11	08:00	5.40 EUR	0.00	1

	11					
Frankfurt	2024/07/11	08:14	5.40 EUR	0.00		1
FINRA other OTC Issues	2024/07/01	15:31	6.15 USD	0.00		1
Duesseldorf	2024/07/11	19:31	5.35 EUR	0.00		5
Berlin	2024/07/11	21:05	5.55 EUR	0.00		7

Company profile

Company Logo

Contact Details

CYBER AGENT

--

Telefon: -

Fax: -

E-mail: -

Company Profile

-