

## CYBERAGENT INC.

ISIN: JP3311400000 WKN: 4751

## Overview

2024/05/03 16:25:53

Price

6.228 USD

Difference  -3.44% (-0.22)

## General attributes

ISIN	JP3311400000
Symbol	4751
Exchange	FINRA other OTC Issues
Currency	USD
Sector	-
Security type	Stock
Market cap (m)	2,862 EUR
Benchmark	NIKKEI 225

## Market data

Bid (Bid size)	-
Ask (Ask size)	-
Open	6.228 USD
High	6.228 USD
Low	6.228 USD
Close (prev. day)	6.45 USD
VWAP	6.228 USD
Volume (pcs)	10
Trading volume	62.28
Number of trades	1
Last size	10

## Futures and Options

Related Futures	-
Related Options	-

5Y













Information about previous performance does not guarantee future performance.

Source: FactSet

## Recent research

on market

Date		Headline	Download
2024/02/22		Global Equity Ratings	
2023/10/27		Global Equity Ratings	
2023/09/29		Global Equity Ratings	
2023/09/08		Global Equity Ratings	
2023/08/22		Global Equity Ratings	

## Details

2024/05/03 16:25:53

## Price

6.228 USD

Difference ▼ -3.44% (-0.22)

## General attributes

ISIN	JP3311400000
Symbol	4751
Exchange	FINRA other OTC Issues
Currency	USD
Sector	-
Security type	Stock
Market cap (m)	2,862 EUR
Benchmark	NIKKEI 225

## Market data

Bid (Bid size)	-
Ask (Ask size)	-
Open	6.228 USD
High	6.228 USD
Low	6.228 USD
Close (prev. day)	6.45 USD
VWAP	6.228 USD
Volume (pcs)	10
Trading volume	62.28
Number of trades	1
Last size	10

## Performance and Risk

	6m	1Y	3Y
Perf (%)	-	-	-69.91%
Perf (abs.)	-	-	-14.47
Beta	0.63	0.64	0.95
Volatility	110.38	76.59	63.01

5Y



Information about previous performance does not guarantee future performance.  
Source: FactSet

## Price data

Ø price 5 days   Ø volume 5 days (pcs.)	- USD (-)
Ø price 30 days   Ø volume 30 days (pcs.)	- USD (-)
Ø price 100 days   Ø volume 100 days (pcs.)	6.538 USD (95)
Ø price 250 days   Ø volume 250 days (pcs.)	6.222 USD (697)
YTD High   date	7.290 USD (2024/02/07)
YTD Low   date	6.100 USD (2024/01/16)
52 Weeks High   date	7.393 USD (2023/06/13)
52 Weeks Low   date	4.990 USD (2023/10/27)

## All listings for CYBERAGENT INC.

Exchange	Date	Time	Price	Trading volume (mio.)	Number of trades
Tradegate	2024/05/03	22:02	5.70 EUR	0.00	1
Tokyo Stock Exchange	2024/05/02	08:00	942.20 JPY	112.84	21,804
Stuttgart	2024/05/03	08:02	5.70 EUR	0.00	3
Munich	2024/05/03	08:03	5.70 EUR	0.00	1
Hanover	2024/05/03	08:00	5.70 EUR	0.00	3

	03					
Frankfurt	2024/05/03	08:11	5.70 EUR	0.00		2
FINRA other OTC Issues	2024/05/03	16:25	6.228 USD	0.00		1
Berlin	2024/05/03	21:05	5.70 EUR	0.00		8

## Company profile

### Company Logo

#### Contact Details

CYBER AGENT

--

----

Telefon: -

Fax: -

E-mail: -

### Company Profile

-