

SOUTHERN CROSS MEDIA GROUP LTD.

ISIN: AU000000SXL4 WKN: SXL

Overview

2024/05/03 10:32:14

Price

0.575 EUR

Difference  1.77% (0.01)

General attributes

ISIN AU000000SXL4

Symbol SXL

Exchange Stuttgart

Currency EUR

Sector Media / Entertainment / Recreation

Security type Stock

Market cap (m) 140 EUR

Benchmark ASX ALL ORDINARIES INDEX

Market data

Bid (Bid size) - (0)

Ask (Ask size) - (0)

Open 0.575 EUR

High 0.575 EUR

Low 0.575 EUR

Close (prev. day) 0.565 EUR

VWAP -

Volume (pcs) 0

Trading volume 0.00

Number of trades 4

Last size 0

Futures and Options

Related Futures -

Related Options -

5Y













Information about previous performance does not guarantee future performance.

Source: FactSet

Recent research

on sector

Date	Headline	Download
2024/04/26	 Global Equity Ratings	
2024/04/03	 Global Equity Ratings	
2024/03/13	 Global Equity Ratings	
2024/02/22	 Global Equity Ratings	
2024/02/14	 Global Equity Ratings	

Details

2024/05/03 10:32:14

Price

0.575 EUR

Difference ▲ 1.77% (0.01)

General attributes

ISIN	AU000000SXL4
Symbol	SXL
Exchange	Stuttgart
Currency	EUR
Sector	Media / Entertainment / Recreation
Security type	Stock
Market cap (m)	140 EUR
Benchmark	ASX ALL ORDINARIES INDEX

Market data

Bid (Bid size)	- (0)
Ask (Ask size)	- (0)
Open	0.575 EUR
High	0.575 EUR
Low	0.575 EUR
Close (prev. day)	0.565 EUR
VWAP	-
Volume (pcs)	0
Trading volume	0.00
Number of trades	4
Last size	0

Performance and Risk

	6m	1Y	3Y
Perf (%)	+4.55%	+21.31%	-50.00%
Perf (abs.)	+0.03	+0.10	-0.58
Beta	0.21	0.85	1.15
Volatility	31.53	43.00	41.46

5Y



Information about previous performance does not guarantee future performance.
Source: FactSet

Price data

Ø price 5 days Ø volume 5 days (pcs.)	0.568 EUR (0)
Ø price 30 days Ø volume 30 days (pcs.)	0.557 EUR (0)
Ø price 100 days Ø volume 100 days (pcs.)	0.575 EUR (0)
Ø price 250 days Ø volume 250 days (pcs.)	0.533 EUR (189)
YTD High date	0.610 EUR (2024/01/31)
YTD Low date	0.535 EUR (2024/01/08)
52 Weeks High date	0.630 EUR (2023/11/30)
52 Weeks Low date	0.418 EUR (2023/09/13)

All listings for SOUTHERN CROSS MEDIA GROUP LTD.

Exchange 📍	Date	Time	Price	Trading volume (mio.)	Number of trades
Tradegate	2024/05/03	22:02	0.59 EUR	0.00	1
Stuttgart	2024/05/03	10:32	0.575 EUR	0.00	4
Munich	2024/05/03	08:03	0.575 EUR	0.00	1
Frankfurt	2024/05/03	08:05	0.565 EUR	0.00	2
Duesseldorf	2024/05/03	19:30	0.57 EUR	0.00	7

	03					
Berlin	2024/05/03	08:13	0.575 EUR	0.00		2
Australian Securities Exchange	2024/05/03	08:10	0.95 AUD	0.26		217

Company profile

Company Logo



Southern Cross Media Group

Company Profile

-

Contact Details

SOUTHERN CROSS MEDIA GROUP

--

Level 15, Martin Place 1 2000 Sydney, NSW

Telefon: +61-2-82329440

Fax: +61-2-82324713

E-mail: -