

AURORA CANNABIS INC

ISIN: CA05156X8843 WKN:
05156X884

Overview

2022/06/29 17:30:59

Price

1.365 USD

Difference ▼ -8.39% (-0.13)

General attributes

ISIN	CA05156X8843
Symbol	ACB
Exchange	Nasdaq
Currency	USD
Sector	Other
Security type	Stock
Market cap (m)	321 EUR
Benchmark	S&P/TSX 60 INDEX

Market data

Bid (Bid size)	1.36 USD (46,500)
Ask (Ask size)	1.37 USD (49,800)
Open	1.47 USD
High	1.481 USD
Low	1.36 USD
Close (prev. day)	1.49 USD
VWAP	1.40139 USD
Volume (pcs)	5,343,626
Trading volume	7,488,618.33
Number of trades	8,338
Last size	2,000

Futures and Options

Related Futures	-
Related Options	-

PDF Downloads











Company report: AURORA CANNABIS INC 

5Y



Information about previous performance does not guarantee future performance.
Source: FactSet

Recent research

on sector		
Date	Headline	Download
2022/06/29	 Global Equity Ratings	
2022/05/25	 Global Equity Ratings	
2022/05/04	 Global Equity Ratings	
2022/04/27	 České shrnutí reportu na CTP	
2022/04/27	 Global Equity Ratings	

Details

2022/06/29 17:30:59

Price

1.365 USD

Difference  -8.39% (-0.13)

General attributes

ISIN	CA05156X8843
Symbol	ACB
Exchange	Nasdaq
Currency	USD
Sector	Other
Security type	Stock
Market cap (m)	321 EUR
Benchmark	S&P/TSX 60 INDEX

Market data

Bid (Bid size)	1.36 USD (46,500)
Ask (Ask size)	1.37 USD (49,800)
Open	1.47 USD
High	1.481 USD
Low	1.36 USD
Close (prev. day)	1.49 USD
VWAP	1.40139 USD
Volume (pcs)	5,343,626
Trading volume	7,488,618.33
Number of trades	8,338
Last size	2,000

Performance and Risk

	6m	1Y	3Y
Perf (%)	-74.00%	-83.94%	-98.41%
Perf (abs.)	-4.24	-7.79	-92.35
Beta	2.34	2.35	1.45
Volatility	107.76	86.82	111.36

5Y



Information about previous performance does not guarantee future performance.

Source: FactSet

Price data

Ø price 5 days Ø volume 5 days (pcs.)	1.4560 USD (10,476,861)
Ø price 30 days Ø volume 30 days (pcs.)	1.8797 USD (13,874,711)
Ø price 100 days Ø volume 100 days (pcs.)	3.0648 USD (9,159,320)
Ø price 250 days Ø volume 250 days (pcs.)	5.2017 USD (6,791,141)
YTD High date	6.0499 USD (2022/01/11)
YTD Low date	1.2100 USD (2022/06/13)
52 Weeks High date	9.5212 USD (2021/06/29)
52 Weeks Low date	1.2100 USD (2022/06/13)

All listings for AURORA CANNABIS INC

Exchange 	Date	Time	Price	Trading volume (mio.)	Number of trades
Tradegate	2022/06/29	16:57	1.33 EUR	0.22	34
Toronto Stock Exchange	2022/06/29	17:30	1.76 CAD	1.52	867
Stuttgart	2022/06/29	15:35	1.3398 EUR	0.00	3
Nasdaq	2022/06/29	17:30	1.365 USD	7.49	8,338
Munich	2022/06/29	08:01	1.4398 EUR	0.00	2

	29						
Hanover	2022/06/ 29	08:01	1.3974	EUR	0.00		1
Hamburg	2020/05/ 08	08:08	7.6212	EUR	0.00		1
Frankfurt	2022/06/ 29	16:04	1.3756	EUR	0.03		13
Duesseldorf	2022/06/ 29	15:01	1.415	EUR	0.00		8
Berlin	2022/06/ 29	08:01	1.3974	EUR	0.00		1

Company profile

Company Logo



Contact Details

AURORA CANNABIS INC.

--

10355 Jasper Avenue - T5J 1Y6 Edmonton

Telefon: 1-855-279-4652

Fax: -

E-mail: aurora@icrinc.com

PDF Downloads

Company report: AURORA CANNABIS INC 

Company Profile

Aurora Cannabis, Inc. engages in the production, distribution and sale of cannabis products. It also produces and sells indoor cultivation systems and hemp related food products. The company was founded by Terry Booth and Steve Dobler on December 21, 2006 and is headquartered in Edmonton, Canada.

Board of directors

Ronald Funk	Chairman of Supervisory Board
Adam Szweras	Member of Supervisory Board
Chitwant Kohli	Member of Supervisory Board
Lance Friedmann	Member of Supervisory Board
Margaret Atkins	Member of Supervisory Board
Michael Detlefsen	Member of Supervisory Board
Michael Singer	Member of Supervisory Board
Norma Beauchamp	Member of Supervisory Board
Theresa Firestone	Member of Supervisory Board