

## AURORA CANNABIS INC

ISIN: CA05156X8843 WKN:  
05156X884

## Overview

2020/10/21 14:55:26

Price  
3.834 EUR

Difference  -1.97% (-0.08)

## General attributes

ISIN	CA05156X8843
Symbol	ACB
Exchange	Munich
Currency	EUR
Sector	Chemical / Pharmaceutical / Health
Security type	Stock
Market cap (m)	435 EUR
Benchmark	S&P/TSX 60 INDEX

## Market data

Bid (Bid size)	3.778 EUR (1,000)
Ask (Ask size)	3.918 EUR (1,000)
Open	3.911 EUR
High	3.911 EUR
Low	3.834 EUR
Close (prev. day)	3.911 EUR
VWAP	3.834 EUR
Volume (pcs)	100
Trading volume	383.40
Number of trades	2
Last size	100

## Futures and Options




Related Futures	-
Related Options	-

5Y



Information about previous performance does not guarantee future performance.  
Source: FactSet

## Recent research

on sector			
Date		Headline	Download
2020/10/19		Global Equity Ratings	
2020/10/01		Global Equity Ratings	
2020/09/01		Updates on J&J, LVMH, NVIDIA, Samsung	
2020/07/31		Global Equity Ratings	
2020/07/24		Global Equity Ratings	

## Details

2020/10/21 14:55:26

## Price

3.834 EUR

Difference  -1.97% (-0.08)

## General attributes

ISIN CA05156X8843

Symbol ACB

Exchange Munich

Currency EUR

Sector Chemical / Pharmaceutical / Health

Security type Stock

Market cap (m) 435 EUR

Benchmark S&amp;P/TSX 60 INDEX

## Market data

Bid (Bid size) 3.778 EUR (1,000)

Ask (Ask size) 3.918 EUR (1,000)

Open 3.911 EUR

High 3.911 EUR

Low 3.834 EUR

Close (prev. day) 3.911 EUR

VWAP 3.834 EUR

Volume (pcs) 100

Trading volume 383.40

Number of trades 2

Last size 100

## Performance and Risk

	6m	1Y	3Y
Perf (%)	-48.27%	-90.51%	-82.64%
Perf (abs.)	-3.65	-37.29	-18.61
Beta	1.62	1.21	1.25
Volatility	126.92	122.37	101.34

5Y



Information about previous performance does not guarantee future performance.

Source: FactSet

## Price data

Ø price 5 days   Ø volume 5 days (pcs.)	3.853 EUR (296)
Ø price 30 days   Ø volume 30 days (pcs.)	4.704 EUR (346)
Ø price 100 days   Ø volume 100 days (pcs.)	8.392 EUR (375)
Ø price 250 days   Ø volume 250 days (pcs.)	14.813 EUR (549)
YTD High   date	24.678 EUR (2020/01/16)
YTD Low   date	3.561 EUR (2020/10/19)
52 Weeks High   date	42.240 EUR (2019/10/28)
52 Weeks Low   date	3.561 EUR (2020/10/19)

## All listings for AURORA CANNABIS INC

Exchange 	Date	Time	Price	Trading volume (mio.)	Number of trades
Tradegate	2020/10/21	15:22	3.90 EUR	0.06	61
Toronto Stock Exchange	2020/10/20	22:00	5.94 CAD	27.54	15,528
Stuttgart	2020/10/21	14:39	3.794 EUR	0.00	9
NYSE	2020/10/20	22:10	4.56 USD	60.99	43,083
Munich	2020/10/21	14:55	3.834 EUR	0.00	2

	10/21					
London Stock Exchange European Trade Reporting	2019/ 03/14	17:37	142.20 CAD	0.01		2
Hanover	2020/ 10/21	08:08	3.756 EUR	0.00		1
Frankfurt	2020/ 10/21	15:13	3.836 EUR	0.01		12
Duesseldorf	2020/ 10/21	13:47	3.826 EUR	0.00		4
Berlin	2020/ 10/21	08:03	3.78 EUR	0.00		1

## Company profile

### Company Logo



### Company Profile

-

### Contact Details

AURORA CANNABIS

--

----

Telefon: -

Fax: -

E-mail: -