

ALTAGAS LTD

ISIN: CA0213611001

WKN: -

Overview

2024/09/18 20:43:04

Price

25.80 USD

Difference  -0.86% (-0.22)

General attributes

ISIN	CA0213611001
Symbol	ALA
Exchange	FINRA other OTC Issues
Currency	USD
Sector	Energy / Commodities
Security type	Stock
Market cap (m)	6,945 EUR
Benchmark	S&P/TSX 60 INDEX

Market data

Bid (Bid size)	-
Ask (Ask size)	-
Open	25.9675 USD
High	25.9675 USD
Low	25.76 USD
Close (prev. day)	26.0227 USD
VWAP	25.868424 USD
Volume (pcs)	1,760
Trading volume	45,508.43
Number of trades	9
Last size	100

Futures and Options






Related Futures	-
Related Options	-

5Y



Information about previous performance does not guarantee future performance.
Source: FactSet

Recent research

on sector		
Date	Headline	Download
2024/09/18	 Akciové trhy - denní zpráva	
2024/09/17	 Akciové trhy - denní zpráva	
2024/09/16	 Akciové trhy - denní zpráva	
2024/09/13	 Akciové trhy - denní zpráva	
2024/09/12	 Akciové trhy - denní zpráva	

Details

2024/09/18 20:43:04

Price

25.80 USD

Difference 📉 -0.86% (-0.22)

General attributes

ISIN	CA0213611001
Symbol	ALA
Exchange	FINRA other OTC Issues
Currency	USD
Sector	Energy / Commodities
Security type	Stock
Market cap (m)	6,945 EUR
Benchmark	S&P/TSX 60 INDEX

Market data

Bid (Bid size)	-
Ask (Ask size)	-
Open	25.9675 USD
High	25.9675 USD
Low	25.76 USD
Close (prev. day)	26.0227 USD
VWAP	25.868424 USD
Volume (pcs)	1,760
Trading volume	45,508.43
Number of trades	9
Last size	100

Performance and Risk

	6m	1Y	3Y
Perf (%)	+21.49%	+31.10%	+28.32%
Perf (abs.)	+4.60	+6.17	+5.74
Beta	-	-	-
Volatility	14.78	19.87	25.63

5Y



Information about previous performance does not guarantee future performance.
Source: FactSet

Price data

Ø price 5 days Ø volume 5 days (pcs.)	25.84 USD (55,731)
Ø price 30 days Ø volume 30 days (pcs.)	24.93 USD (65,193)
Ø price 100 days Ø volume 100 days (pcs.)	23.32 USD (51,778)
Ø price 250 days Ø volume 250 days (pcs.)	21.60 USD (48,747)
YTD High date	26.06 USD (2024/09/13)
YTD Low date	19.42 USD (2024/08/13)
52 Weeks High date	26.06 USD (2024/09/13)
52 Weeks Low date	17.84 USD (2023/10/27)

Arbitrage views

Exchange 📍	Date	Time	Price	Trading volume (mio.)	Number of trades
Tradegate	2024/09/17	22:02	23.40 EUR	0.00	1
Toronto Stock Exchange	2024/09/18	21:11	34.98 CAD	9.85	1,951
Stuttgart	2024/09/18	18:28	23.00 EUR	0.00	3
Munich	2024/09/18	08:03	23.20 EUR	0.00	1
Frankfurt	2024/09/18	08:11	22.80 EUR	0.00	1

	18						
FINRA other OTC Issues	2024/09/18	20:43	25.80	USD	0.05		9
Duesseldorf	2024/09/18	08:10	23.00	EUR	0.00		1
Berlin	2024/09/18	20:22	23.20	EUR	0.00		13

Company profile

Company Logo



Contact Details

ALTAGAS LTD.

--

1700, 355 - 4th Avenue S.W. - T2P 0J1
Calgary, Alberta

Telefon: +1 403 691 7100

Fax: +1 403 691 7150

E-mail: investor.relations@altagas.ca

Company Profile

-

Members of Management Board

Randy Crawford Chairman of Managing Board

Brad Grant Member of Executive Committee

Corine Bushfield Member of Executive Committee

D. James Harbilas Member of Executive Committee

Donald Jenkins Member of Executive Committee

Fred Dalena Member of Executive Committee

Randy Toone Member of Executive Committee

Shaheen Amirali Member of Executive Committee

Board of directors

Pentti Karkkainen Chairman of Supervisory Board

Angela Lekatsas Member of Supervisory Board

Cynthia Johnston Member of Supervisory Board

David Cornhill Member of Supervisory Board

Jon-Al Duplantier Member of Supervisory Board

Linda Sullivan Member of Supervisory Board

Nancy Tower Member of Supervisory Board

Phillip Knoll Member of Supervisory Board

Robert Hodgins Member of Supervisory Board

Victoria Calvert Member of Supervisory Board