

BIOLINERX LTD SPON.ADRS

ISIN: **US09071M2052** WKN: **09071M205**

Overview

2024/07/19 15:32:17

5Y

Price

0.705 EUR

Difference  -7.84% (-0.06)

General attributes

ISIN US09071M2052

Symbol BLRX

Exchange Stuttgart

Currency EUR

Sector Chemical / Pharmaceutical / Health

Security type Stock

Market cap (m) 62 EUR

Benchmark DJ BNY MELLON DEVELOPED MKT ADR

Market data

Bid (Bid size) - (0)

Ask (Ask size) - (0)

Open 0.69 EUR

High 0.705 EUR

Low 0.69 EUR

Close (prev. day) 0.765 EUR

VWAP -

Volume (pcs) 0

Trading volume 0.00

Number of trades 6

Last size 0

Futures and Options

Related Futures -

Related Options -













Information about previous performance does not guarantee future performance.

Source: FactSet

Recent research

on sector

Date		Headline	Download
2024/07/12		Global Equity Ratings	
2024/06/21		Global Equity Ratings	
2024/06/14		Global Equity Ratings	
2024/05/29		Global Equity Ratings	
2024/04/26		Global Equity Ratings	

Details

2024/07/19 15:32:17

Price

0.705 EUR

Difference ▼ -7.84% (-0.06)

General attributes

ISIN	US09071M2052
Symbol	BLRX
Exchange	Stuttgart
Currency	EUR
Sector	Chemical / Pharmaceutical / Health
Security type	Stock
Market cap (m)	62 EUR
Benchmark	DJ BNY MELLON DEVELOPED MKT ADR

Market data

Bid (Bid size)	- (0)
Ask (Ask size)	- (0)
Open	0.69 EUR
High	0.705 EUR
Low	0.69 EUR
Close (prev. day)	0.765 EUR
VWAP	-
Volume (pcs)	0
Trading volume	0.00
Number of trades	6
Last size	0

Performance and Risk

	6m	1Y	3Y
Perf (%)	-40.76%	-51.04%	-73.09%
Perf (abs.)	-0.49	-0.74	-1.92
Beta	0.50	1.04	0.68
Volatility	92.04	104.76	85.29

5Y



Information about previous performance does not guarantee future performance.
Source: FactSet

Price data

Ø price 5 days Ø volume 5 days (pcs.)	0.709 EUR (18)
Ø price 30 days Ø volume 30 days (pcs.)	0.573 EUR (58)
Ø price 100 days Ø volume 100 days (pcs.)	0.705 EUR (76)
Ø price 250 days Ø volume 250 days (pcs.)	1.109 EUR (67)
YTD High date	1.420 EUR (2024/01/02)
YTD Low date	0.462 EUR (2024/07/05)
52 Weeks High date	2.780 EUR (2023/09/11)
52 Weeks Low date	0.462 EUR (2024/07/05)

Arbitrage views

Exchange	Date	Time	Price	Trading volume (mio.)	Number of trades
Tradegate	2024/07/19	22:26	0.765 EUR	0.00	1
Stuttgart	2024/07/19	15:32	0.705 EUR	0.00	6
Nasdaq	2024/07/19	22:00	0.83 USD	0.23	618
Munich	2024/07/19	08:03	0.75 EUR	0.00	1
Frankfurt	2024/07/19	09:18	0.675 EUR	0.00	3
Duesseldorf	2024/07/19	19:30	0.735 EUR	0.00	7
Berlin	2024/07/19	20:30	0.76 EUR	0.00	19

Company profile

Company Logo

BIOLINERX

Company Profile

-

Contact Details

BIOLINERX

--

Telefon: -

Fax: -

E-mail: -