

BIOLINERX LTD SPON.ADRS

ISIN: **US09071M2052** WKN: **09071M205**

Overview

2024/07/17 15:44:31

5Y

Price

0.715 EUR

Difference  -4.03% (-0.03)

General attributes

ISIN US09071M2052

Symbol BLRX

Exchange Stuttgart

Currency EUR

Sector Chemical / Pharmaceutical / Health

Security type Stock

Market cap (m) 59 EUR

Benchmark DJ BNY MELLON DEVELOPED MKT ADR

Market data

Bid (Bid size) - (0)

Ask (Ask size) - (0)

Open 0.715 EUR

High 0.715 EUR

Low 0.70 EUR

Close (prev. day) 0.745 EUR

VWAP -

Volume (pcs) 0

Trading volume 0.00

Number of trades 13

Last size 0

Futures and Options

Related Futures -

Related Options -













Information about previous performance does not guarantee future performance.

Source: FactSet

Recent research

on sector

Date		Headline	Download
2024/07/12		Global Equity Ratings	
2024/06/21		Global Equity Ratings	
2024/06/14		Global Equity Ratings	
2024/05/29		Global Equity Ratings	
2024/04/26		Global Equity Ratings	

Details

2024/07/17 15:44:31

Price

0.715 EUR

Difference ▼ -4.03% (-0.03)

General attributes

ISIN US09071M2052

Symbol BLRX

Exchange Stuttgart

Currency EUR

Sector Chemical / Pharmaceutical / Health

Security type Stock

Market cap (m) 59 EUR

Benchmark DJ BNY MELLON DEVELOPED MKT ADR

Market data

Bid (Bid size) - (0)

Ask (Ask size) - (0)

Open 0.715 EUR

High 0.715 EUR

Low 0.70 EUR

Close (prev. day) 0.745 EUR

VWAP -

Volume (pcs) 0

Trading volume 0.00

Number of trades 13

Last size 0

Performance and Risk

	6m	1Y	3Y
Perf (%)	-41.39%	-52.01%	-73.91%
Perf (abs.)	-0.51	-0.78	-2.03
Beta	0.47	1.04	0.68
Volatility	90.89	104.22	85.13

5Y



Information about previous performance does not guarantee future performance.
Source: FactSet

Price data

Ø price 5 days Ø volume 5 days (pcs.)	0.648 EUR (18)
Ø price 30 days Ø volume 30 days (pcs.)	0.566 EUR (58)
Ø price 100 days Ø volume 100 days (pcs.)	0.713 EUR (79)
Ø price 250 days Ø volume 250 days (pcs.)	1.113 EUR (121)
YTD High date	1.420 EUR (2024/01/02)
YTD Low date	0.462 EUR (2024/07/05)
52 Weeks High date	2.780 EUR (2023/09/11)
52 Weeks Low date	0.462 EUR (2024/07/05)

Arbitrage views

Exchange	Date	Time	Price	Trading volume (mio.)	Number of trades
Tradegate	2024/07/17	22:26	0.785 EUR	0.00	1
Stuttgart	2024/07/17	15:44	0.715 EUR	0.00	13
Nasdaq	2024/07/17	22:30	0.851 USD	0.56	1,309
Munich	2024/07/17	08:01	0.70 EUR	0.00	2
Frankfurt	2024/07/17	08:14	0.695 EUR	0.00	2
Duesseldorf	2024/07/17	19:30	0.745 EUR	0.00	7
Berlin	2024/07/17	20:30	0.77 EUR	0.00	19

Company profile

Company Logo

BIOLINERX

Company Profile

-

Contact Details

BIOLINERX

--

Telefon: -

Fax: -

E-mail: -