

YARA INTERNATIONAL ASA

ISIN: NO0010208051 WKN: -

Overview

2024/04/24 15:30:00

5Y

Price

30.82 USD

Difference  0.00% (0.00)

General attributes

ISIN NO0010208051

Symbol YAR

Exchange FINRA other OTC Issues

Currency USD

Sector Chemical / Pharmaceutical / Health

Security type Stock

Market cap (m) 7,289 EUR

Benchmark NORWAY OSLO BORS ALL SHARE(TRG)

Market data

Bid (Bid size) -

Ask (Ask size) -

Open 30.82 USD

High 30.82 USD

Low 30.82 USD

Close (prev. day) 30.82 USD

VWAP 30.82 USD

Volume (pcs) 1,161

Trading volume 35,393.58

Number of trades 2

Last size 165

Futures and Options

Related Futures 30

Related Options -

PDF Downloads











Company report: YARA INTERNATIONAL ASA 

Information about previous performance does not guarantee future performance.

Source: FactSet

Recent research

on sector

Date		Headline	Download
2024/04/26		Global Equity Ratings	
2024/04/03		Global Equity Ratings	
2024/03/13		Global Equity Ratings	
2024/02/22		Global Equity Ratings	
2024/02/14		Global Equity Ratings	

Details

2024/04/24 15:30:00

Price

30.82 USD

Difference ➔ 0.00% (0.00)

General attributes

ISIN	NO0010208051
Symbol	YAR
Exchange	FINRA other OTC Issues
Currency	USD
Sector	Chemical / Pharmaceutical / Health
Security type	Stock
Market cap (m)	7,289 EUR
Benchmark	NORWAY OSLO BORS ALL SHARE(TRG)

Market data

Bid (Bid size)	-
Ask (Ask size)	-
Open	30.82 USD
High	30.82 USD
Low	30.82 USD
Close (prev. day)	30.82 USD
VWAP	30.82 USD
Volume (pcs)	1,161
Trading volume	35,393.58
Number of trades	2
Last size	165

Performance and Risk

	6m	1Y	3Y
Perf (%)	-	-	-40.10%
Perf (abs.)	-	-	-20.63
Beta	0.73	0.53	0.72
Volatility	28.30	19.95	20.55

5Y



Information about previous performance does not guarantee future performance.
Source: FactSet

Price data

Ø price 5 days Ø volume 5 days (pcs.)	- USD (-)
Ø price 30 days Ø volume 30 days (pcs.)	31.25 USD (269)
Ø price 100 days Ø volume 100 days (pcs.)	32.46 USD (210)
Ø price 250 days Ø volume 250 days (pcs.)	35.26 USD (384)
YTD High date	34.08 USD (2024/01/10)
YTD Low date	29.71 USD (2024/04/17)
52 Weeks High date	42.64 USD (2023/04/27)
52 Weeks Low date	29.71 USD (2024/04/17)

Arbitrage views

Exchange ⬆	Date	Time	Price	Trading volume (mio.)	Number of trades
Tradegate	2024/04/26	19:32	27.16 EUR	0.73	133
Stuttgart	2024/04/26	15:46	27.08 EUR	0.01	13
Munich	2024/04/26	15:09	26.95 EUR	0.01	3
London Stock Exchange European Trade Reporting	2024/04/26	16:20	320.85 NOK	0.00	7
Hanover	2024/	09:06	27.30 EUR	0.00	1

	04/26					
Frankfurt	2024/ 04/26	19:25	26.95 EUR	0.09		11
First North Stockholm	2024/ 04/26	16:04	318.60 NOK	0.63		20
FINRA other OTC Issues	2024/ 04/24	15:30	30.82 USD	0.04		2
Duesseldorf	2024/ 04/26	09:37	27.04 EUR	0.00		2
Berlin	2024/ 04/26	08:08	27.87 EUR	0.00		1

Company profile

Company Logo



Knowledge grows

Contact Details

YARA INTERNATIONAL ASA

--

Drammensveien 131 - 0277 Oslo

Telefon: +47-24-15-70-00

Fax: +

E-mail: -

PDF Downloads

Company report: YARA
INTERNATIONAL ASA



Company Profile

Yara International ASA engages in the production, distribution, and sale of fertilizers. It operates through the following segments: Europe, Americas, Africa and Asia, Global Plants and Operational Excellence, Clean Ammonia, and Industrial Solutions. The Europe segment comprises sales, marketing and production within Europe. The Americas segment includes sales, marketing and production within the regional business units of North America, Latin America and Brazil. The Africa and Asia segment focuses on the sales, marketing, distribution and production of fertilizers and industrial products across the Asia-Pacific, Africa and Oceania regions. The Global Plants and Operational Excellence segment operates Yara's largest, and export oriented, production plants in Porsgrunn and in Sluiskil. The Clean Ammonia segment contains Yara's ammonia sales and logistics activity that plays a vital role in Yara's production system. The Industrial Solutions segment provides nitrogen-based solutions and services across a wide range of industries including automotive, construction, waste handling and circular economy, shipping, chemicals, mining and animal feed. The Company was founded in 1905 and is headquartered in Oslo, Norway.

Members of Management Board

Svein Tore Holsether	Chairman of Managing Board
Chrystel Monthean	Member of Executive Committee
Fernanda Lopes Larsen	Member of Executive Committee
Johan Labby	Member of Executive Committee
Jorge Noval	Member of Executive Committee
Kristine Ryssdal	Member of Executive Committee
Magnus Krogh Ankarstrand	Member of Executive Committee
Monica Andres Enriquez	Member of Executive Committee
Solveig Hellebust	Member of Executive Committee
Thor Giaever	Member of Executive Committee

Board of directors

Trond Berger	Chairman of Supervisory Board
Jannicke Hilland	Member of Supervisory Board
Tove Feld	Member of Supervisory Board
Eva Safrine Aspvik	Member of Supervisory Board
Geir Olav Sundbø	Member of Supervisory Board
Harald Thorstein	Member of Supervisory Board
John Thuestad	Member of Supervisory Board
Ragnhild Høimyr	Member of Supervisory Board
Rune Asle Bratteberg	Member of Supervisory Board
Therese Log Bergjord	Member of Supervisory Board
Tina Lawton	Member of Supervisory Board