

BAYCOM CORP COM NPV

ISIN: **US07272M1071** WKN: **07272M107**

Overview

2024/08/16 22:00:00

Price

21.93 USD

Difference  -0.72% (-0.16)

General attributes

ISIN	US07272M1071
Symbol	BCML
Exchange	Nasdaq
Currency	USD
Sector	-
Security type	Stock
Market cap (m)	223 EUR
Benchmark	S&P 500

Market data

Bid (Bid size)	8.80 USD (200)
Ask (Ask size)	21.91 USD (100)
Open	22.06 USD
High	22.10 USD
Low	21.76 USD
Close (prev. day)	22.09 USD
VWAP	21.926997 USD
Volume (pcs)	59,341
Trading volume	1,301,144.00
Number of trades	841
Last size	-

Futures and Options











Related Futures	-
Related Options	-

5Y



Information about previous performance does not guarantee future performance.
Source: FactSet

Recent research

on market			
Date		Headline	Download
2024/08/12		Global Equity Ratings	
2024/07/24		Global Equity Ratings	
2024/07/12		Global Equity Ratings	
2024/07/03		Global Strategy 3Q 2024	
2024/06/21		Global Equity Ratings	

Details

2024/08/16 22:00:00

Price

21.93 USD

Difference ▼ -0.72% (-0.16)

General attributes

ISIN	US07272M1071
Symbol	BCML
Exchange	Nasdaq
Currency	USD
Sector	-
Security type	Stock
Market cap (m)	223 EUR
Benchmark	S&P 500

Market data

Bid (Bid size)	8.80 USD (200)
Ask (Ask size)	21.91 USD (100)
Open	22.06 USD
High	22.10 USD
Low	21.76 USD
Close (prev. day)	22.09 USD
VWAP	21.926997 USD
Volume (pcs)	59,341
Trading volume	1,301,144.00
Number of trades	841
Last size	-

Performance and Risk

	6m	1Y	3Y
Perf (%)	+8.73%	+15.66%	+23.90%
Perf (abs.)	+1.76	+2.97	+4.23
Beta	0.74	0.81	0.50
Volatility	30.24	29.65	27.93

5Y



Information about previous performance does not guarantee future performance.
Source: FactSet

Price data

Ø price 5 days Ø volume 5 days (pcs.)	21.66 USD (20,971)
Ø price 30 days Ø volume 30 days (pcs.)	22.33 USD (24,322)
Ø price 100 days Ø volume 100 days (pcs.)	20.65 USD (23,810)
Ø price 250 days Ø volume 250 days (pcs.)	20.56 USD (24,523)
YTD High date	25.04 USD (2024/07/25)
YTD Low date	18.54 USD (2024/06/20)
52 Weeks High date	25.04 USD (2024/07/25)
52 Weeks Low date	18.48 USD (2023/08/18)

Arbitrage views

Exchange	Date	Time	Price	Trading volume (mio.)	Number of trades
Nasdaq	2024/08/16	22:00	21.93 USD	1.30	841
Frankfurt	2024/08/16	08:06	19.80 EUR	0.00	3

Company profile

Company Logo



Company Profile

-

Contact Details

BAY COMMERCIAL BANK(CA)

--

Telefon: -

Fax: -

E-mail: -