

# JD.COM INC. ADR

ISIN:

**US47215P1066**

WKN: **47215P106**

## Overview

2022/01/19 11:01:31

Price

**65.10 EUR**

Difference ➔ 0.00% (0.00)

### General attributes

ISIN	US47215P1066
Symbol	JD
Exchange	Frankfurt
Currency	EUR
Sector	Commerce
Security type	Stock
Market cap (m)	0
Benchmark	MSCI WORLD INDEX (STRD, UHD)

### Market data

Bid (Bid size)	64.70 EUR (100)
Ask (Ask size)	65.10 EUR (100)
Open	63.80 EUR
High	65.10 EUR
Low	63.80 EUR
Close (prev. day)	65.10 EUR
VWAP	64.41957 EUR
Volume (pcs)	654
Trading volume	42,130.40
Number of trades	6
Last size	4

### Futures and Options

Related Futures	-
Related Options	-

### PDF Downloads






Company report: JD.COM INC. ADR 

5Y



Information about previous performance does not guarantee future performance.  
Source: FactSet

### Recent research

on sector			
Date		Headline	Download
2022/01/17		Global Equity Ratings	
2021/12/28		Global Equity Ratings	
2021/12/09		Global Equity Ratings	
2021/12/01		Global Equity Ratings	
2021/11/05		Global Equity Ratings	

## Details

2022/01/19 11:01:31

## Price

65.10 EUR

Difference ➔ 0.00% (0.00)

## General attributes

ISIN	US47215P1066
Symbol	JD
Exchange	Frankfurt
Currency	EUR
Sector	Commerce
Security type	Stock
Market cap (m)	0
Benchmark	MSCI WORLD INDEX (STRD, UHD)

## Market data

Bid (Bid size)	64.70 EUR (100)
Ask (Ask size)	65.10 EUR (100)
Open	63.80 EUR
High	65.10 EUR
Low	63.80 EUR
Close (prev. day)	65.10 EUR
VWAP	64.41957 EUR
Volume (pcs)	654
Trading volume	42,130.40
Number of trades	6
Last size	4

## Performance and Risk

	6m	1Y	3Y
Perf (%)	+1.40%	-12.03%	+215.87%
Perf (abs.)	+0.90	-8.90	+44.49
Beta	1.20	1.42	1.09
Volatility	54.88	47.54	46.24

5Y



Information about previous performance does not guarantee future performance.  
Source: FactSet

## Price data

Ø price 5 days   Ø volume 5 days (pcs.)	64.94 EUR (2,626)
Ø price 30 days   Ø volume 30 days (pcs.)	63.61 EUR (2,572)
Ø price 100 days   Ø volume 100 days (pcs.)	67.61 EUR (2,507)
Ø price 250 days   Ø volume 250 days (pcs.)	66.80 EUR (3,634)
YTD High   date	69.50 EUR (2022/01/12)
YTD Low   date	55.00 EUR (2022/01/05)
52 Weeks High   date	90.20 EUR (2021/02/17)
52 Weeks Low   date	51.60 EUR (2021/07/27)

## All listings for JD.COM INC. ADR

Exchange <span style="color: green;">⊕</span>	Date	Time	Price	Trading volume (mio.)	Number of trades
Vienna Stock Exchange	2022/01/19	09:05	64.10 EUR	0.00	1
Tradegate	2022/01/19	10:58	64.80 EUR	0.32	27
Stuttgart	2022/01/19	08:09	63.90 EUR	0.00	1
Nasdaq	2022/01/18	22:00	73.40 USD	752.11	92,613
Munich	2022/01/19	08:01	64.00 EUR	0.00	1

	19						
London Stock Exchange	2022/01/18	17:35	72.00	USD	0.00		8
Hanover	2022/01/19	08:02	63.60	EUR	0.00		1
Hamburg	2022/01/19	08:02	63.60	EUR	0.00		1
Frankfurt	2022/01/19	11:01	65.10	EUR	0.04		6
Duesseldorf	2022/01/19	11:00	64.80	EUR	0.00		5
Berlin	2022/01/19	08:01	64.00	EUR	0.00		1

## Company profile

### Company Logo



### Contact Details

JD.COM INC.

--

No. 18 Kechuang 11 Street - 101111 Beijing

Telefon: 86-10-8911-8888

Fax: -

E-mail: [contact@jd.com](mailto:contact@jd.com)

### PDF Downloads

Company report: JD.COM INC. ADR



### Company Profile

JD.com, Inc. is a technology driven E-commerce company. It engages in the sale of electronics products and general merchandise products, including audio, video products, and books. The company operates through the JD Retail and New Businesses segments. The JD Retail segment offers online retail, online marketplace, and marketing services. The New Businesses segment comprises of logistic services provided to third parties, overseas business, and technology initiatives; asset management services to logistics property investors; and sale of development properties by JD Property. The company was founded on June 18, 1998 by Qiang Dong Liu and is headquartered in Beijing, China.