

ALDEYRA THERAPEUTICS INC.

ISIN: **US01438T1060** WKN: **01438T106**

Overview

2024/08/16 22:00:00

Price
5.07 USDDifference  -3.43% (-0.18)

General attributes

ISIN	US01438T1060
Symbol	ALDX
Exchange	Nasdaq
Currency	USD
Sector	-
Security type	Stock
Market cap (m)	284 EUR
Benchmark	S&P 500

Market data

Bid (Bid size)	5.02 USD (100)
Ask (Ask size)	5.11 USD (100)
Open	5.23 USD
High	5.4459 USD
Low	5.005 USD
Close (prev. day)	5.25 USD
VWAP	5.168266 USD
Volume (pcs)	425,133
Trading volume	2,193,361.89
Number of trades	6,353
Last size	-

Futures and Options











Related Futures	-
Related Options	-

5Y



Information about previous performance does not guarantee future performance.
Source: FactSet

Recent research

on market			
Date		Headline	Download
2024/08/12		Global Equity Ratings	
2024/07/24		Global Equity Ratings	
2024/07/12		Global Equity Ratings	
2024/07/03		Global Strategy 3Q 2024	
2024/06/21		Global Equity Ratings	

Details

2024/08/16 22:00:00

Price
5.07 USDDifference ▼ -3.43% (-0.18)

General attributes

ISIN	US01438T1060
Symbol	ALDX
Exchange	Nasdaq
Currency	USD
Sector	-
Security type	Stock
Market cap (m)	284 EUR
Benchmark	S&P 500

Market data

Bid (Bid size)	5.02 USD (100)
Ask (Ask size)	5.11 USD (100)
Open	5.23 USD
High	5.4459 USD
Low	5.005 USD
Close (prev. day)	5.25 USD
VWAP	5.168266 USD
Volume (pcs)	425,133
Trading volume	2,193,361.89
Number of trades	6,353
Last size	-

Performance and Risk

	6m	1Y	3Y
Perf (%)	+45.83%	-33.21%	-43.49%
Perf (abs.)	+1.65	-2.61	-4.04
Beta	2.45	1.57	1.17
Volatility	86.21	144.57	109.49

5Y



Information about previous performance does not guarantee future performance.
Source: FactSet

Price data

Ø price 5 days Ø volume 5 days (pcs.)	4.90 USD (1,013,506)
Ø price 30 days Ø volume 30 days (pcs.)	3.95 USD (559,167)
Ø price 100 days Ø volume 100 days (pcs.)	3.87 USD (510,992)
Ø price 250 days Ø volume 250 days (pcs.)	3.92 USD (1,149,445)
YTD High date	5.34 USD (2024/08/15)
YTD Low date	2.71 USD (2024/03/15)
52 Weeks High date	7.82 USD (2023/08/16)
52 Weeks Low date	1.42 USD (2023/10/16)

Arbitrage views

Exchange	Date	Time	Price	Trading volume (mio.)	Number of trades
Tradegate	2024/08/16	19:01	4.646 EUR	0.00	7
Stuttgart	2024/08/16	18:44	4.58 EUR	0.01	5
Nasdaq	2024/08/16	22:00	5.07 USD	2.19	6,353
Munich	2024/08/16	08:08	4.744 EUR	0.00	1
Frankfurt	2024/08/16	16:56	4.676 EUR	0.00	2
Duesseldorf	2024/08/16	19:30	4.581 EUR	0.00	5
Berlin	2024/08/16	20:30	4.559 EUR	0.00	17

Company profile

Company Logo



Company Profile

-

Contact Details

ALDEYRA THERAPEUTICS

--

Telefon: -

Fax: -

E-mail: -