


BOARDWALK REAL ESTATE INVESTMENT TRUST UNITS

ISIN: CA0966311064 WKN: -

Overview

2024/05/07 22:00:00		
Price	73.10 CAD	
Difference		1.05% (0.76)

General attributes	
ISIN	CA0966311064
Symbol	BEI.UN
Exchange	Toronto Stock Exchange
Currency	CAD
Sector	Other
Security type	Stock
Market cap (m)	2,453 EUR
Benchmark	S&P/TSX 60 INDEX











Market data	
Bid (Bid size)	72.91 CAD (100)
Ask (Ask size)	73.33 CAD (100)
Open	72.35 CAD
High	74.19 CAD
Low	72.245 CAD
Close (prev. day)	72.34 CAD
VWAP	73.033042 CAD
Volume (pcs)	91,021
Trading volume	6,647,540.53
Number of trades	720
Last size	200

Futures and Options	
Related Futures	-
Related Options	-




Information about previous performance does not guarantee future performance.
Source: FactSet

Recent research

on sector			
Date		Headline	Download
2024/04/26		Global Equity Ratings	
2024/04/03		Global Equity Ratings	
2024/03/13		Global Equity Ratings	
2024/02/22		Global Equity Ratings	
2024/02/14		Global Equity Ratings	

Details

2024/05/07 22:00:00		
Price	73.10 CAD	
Difference		1.05% (0.76)

General attributes	
ISIN	CA0966311064
Symbol	BEI.UN
Exchange	Toronto Stock Exchange
Currency	CAD
Sector	Other
Security type	Stock
Market cap (m)	2,453 EUR
Benchmark	S&P/TSX 60 INDEX

Market data	
Bid (Bid size)	72.91 CAD (100)
Ask (Ask size)	73.33 CAD (100)
Open	72.35 CAD
High	74.19 CAD
Low	72.245 CAD
Close (prev. day)	72.34 CAD
VWAP	73.033042 CAD
Volume (pcs)	91,021
Trading volume	6,647,540.53
Number of trades	720
Last size	200

Performance and Risk			
	6m	1Y	3Y
Perf (%)	+8.65%	+22.36%	+93.64%
Perf (abs.)	+5.82	+13.36	+35.35
Beta	1.04	0.96	0.98
Volatility	21.67	21.03	22.12



Information about previous performance does not guarantee future performance.
Source: FactSet

Price data	
Ø price 5 days Ø volume 5 days (pcs.)	72.26 CAD (95,020)
Ø price 30 days Ø volume 30 days (pcs.)	73.25 CAD (109,161)
Ø price 100 days Ø volume 100 days (pcs.)	72.88 CAD (134,077)
Ø price 250 days Ø volume 250 days (pcs.)	68.38 CAD (114,990)
YTD High date	80.10 CAD (2024/03/22)
YTD Low date	67.19 CAD (2024/01/11)
52 Weeks High date	80.10 CAD (2024/03/22)
52 Weeks Low date	58.89 CAD (2023/05/09)

All listings for BOARDWALK REAL ESTATE INVESTMENT TRUST UNITS					
Exchange 	Date	Time	Price	Trading volume (mio.)	Number of trades
Toronto Stock Exchange	2024/05/07	22:00	73.10 CAD	6.65	720
FINRA other OTC Issues	2024/05/07	17:15	52.961 USD	0.50	4

Company profile

Company Logo



Contact Details

BOARDWALK REAL ESTATE
INVESTMENT TRUST

--

Suite 200, 1st Street S.W. 1501 T2R 0W1
Calgary, AB

Telefon: +1 403 531 9255

Fax: +1 403 531 9565

E-mail: investor@bwalk.com

Company Profile

-

Members of Management Board

Sam Kolias Chairman of Managing Board

Bhavnesht Jairam Member of Executive Committee

Dean Burns Member of Executive Committee

Helen Mix Member of Executive Committee

James Ha Member of Executive Committee

Jonathan Brimmell Member of Executive Committee

Kelly Mahajan Member of Executive Committee

Lisa Russell Member of Executive Committee

Roberto Geremia Member of Executive Committee

Van Kolias Member of Executive Committee

William Wong Member of Executive Committee

Board of directors

Andrea Goertz Member of Supervisory Board

Brian Robinson Member of Supervisory Board

Gary Goodman Member of Supervisory Board

Mandy Abramssohn Member of Supervisory Board

Samantha Kolias-Gunn Member of Supervisory Board

Scott Morrison Member of Supervisory Board