

VODAFONE GROUP PLC

ISIN: **GB00BH4HKS39** WKN: **BH4HKS3**

Overview

2024/08/29 19:33:20

Price
0.9697 USDDifference  -1.06% (-0.01)

General attributes

ISIN	GB00BH4HKS39
Symbol	VOD
Exchange	FINRA other OTC Issues
Currency	USD
Sector	Telecommunications
Security type	Stock
Market cap (m)	23,642 EUR
Benchmark	FTSE 100

Market data

Bid (Bid size)	-
Ask (Ask size)	-
Open	0.9697 USD
High	0.9697 USD
Low	0.9697 USD
Close (prev. day)	0.98 USD
VWAP	0.96965 USD
Volume (pcs)	4,880
Trading volume	4,731.89
Number of trades	3
Last size	3,335

Futures and Options

Related Futures	24
Related Options	-

PDF Downloads

Company report: VODAFONE GROUP PLC 











5Y



Information about previous performance does not guarantee future performance.

Source: FactSet

Recent research

on instrument		on sector	
Date		Headline	Download
2022/12/19		Global Equity Ratings	
2022/11/28		Global Equity Ratings	
2022/11/18		Global Equity Ratings	
2022/10/31		Global Equity Ratings	
2022/10/05		Global Equity Ratings	

Details

2024/08/29 19:33:20

Price
0.9697 USD

Difference ▼ -1.06% (-0.01)

General attributes

ISIN	GB00BH4HKS39
Symbol	VOD
Exchange	FINRA other OTC Issues
Currency	USD
Sector	Telecommunications
Security type	Stock
Market cap (m)	23,642 EUR
Benchmark	FTSE 100

Market data

Bid (Bid size)	-
Ask (Ask size)	-
Open	0.9697 USD
High	0.9697 USD
Low	0.9697 USD
Close (prev. day)	0.98 USD
VWAP	0.96965 USD
Volume (pcs)	4,880
Trading volume	4,731.89
Number of trades	3
Last size	3,335

Performance and Risk

	6m	1Y	3Y
Perf (%)	-	+8.78%	-40.15%
Perf (abs.)	-	+0.08	-0.65
Beta	0.83	0.86	0.76
Volatility	53.21	46.45	44.10

5Y



Information about previous performance does not guarantee future performance.
Source: FactSet

Price data

Ø price 5 days Ø volume 5 days (pcs.)	0.9676 USD (6,390)
Ø price 30 days Ø volume 30 days (pcs.)	0.9289 USD (4,322)
Ø price 100 days Ø volume 100 days (pcs.)	0.9023 USD (8,114)
Ø price 250 days Ø volume 250 days (pcs.)	0.8911 USD (17,176)
YTD High date	0.9968 USD (2024/08/15)
YTD Low date	0.7805 USD (2024/02/08)
52 Weeks High date	1.0300 USD (2023/09/19)
52 Weeks Low date	0.7805 USD (2024/02/08)

All listings for VODAFONE GROUP PLC

Exchange	Date	Time	Price	Trading volume (mio.)	Number of trades
Xetra	2024/09/03	13:17	0.908 EUR	1.90	297
Tradegate	2024/09/03	13:19	0.908 EUR	0.40	85
Stuttgart	2024/09/03	12:27	0.9072 EUR	0.02	9
SIX Swiss Exchange	2020/04/01	05:55	1.98 CHF	0.00	1
Munich	2024/09/03	08:04	0.8842 EUR	0.00	1

	03					
London Stock Exchange	2024/09/03	13:22	76.30 GBP	1,121.14		2,337
Hanover	2024/09/03	08:01	0.8842 EUR	0.00		1
Hamburg	2024/09/03	08:01	0.8892 EUR	0.00		1
Frankfurt	2024/09/03	11:30	0.9042 EUR	0.02		4
FINRA other OTC Issues	2024/08/29	19:33	0.9697 USD	0.00		3
Duesseldorf	2024/09/03	12:32	0.904 EUR	0.00		3
Berlin	2024/09/03	10:02	0.8974 EUR	0.00		2

Company profile

Company Logo



Contact Details

VODAFONE GROUP PLC

--

Vodafone House, The Connection - RG14
2FN Newbury

Telefon: +44-1635-33251

Fax: +44-1635-238080

E-mail: -

PDF Downloads

Company report: VODAFONE GROUP PLC 

Company Profile

Vodafone Group Plc engages in telecommunication services in Europe and internationally. It offers mobile services that enable customers to call, text and access data, fixed line services, including broadband, television offerings, and voice and convergence services under the GigaKombi and Vodafone One names. It also provides mobile, fixed and a suite of converged communication services, such as Internet of Things (IoT) comprising managed IoT connectivity, automotive and insurance services, as well as smart metering and health solutions, cloud and security portfolio comprising public and private cloud services, as well as cloud-based applications and products for securing networks and devices and international voice, IP transit and messaging services to support business customers that include small home offices and large multi-national companies. The company was founded on July 17, 1984 and is headquartered in Newbury, the United Kingdom.

Members of Management Board

Margherita Della Valle Chairman of Managing Board

Ahmed Essam Member of Executive Committee

Alberto Ripipi Member of Executive Committee

Aldo Bisio Member of Executive Committee

Joakim Reiter Member of Executive Committee

Leanne Wood Member of Executive Committee

Luka Mucic Member of Executive Committee

Maaïke de Bie Member of Executive Committee

Marika Auramo Member of Executive Committee

Scott Petty Member of Executive Committee

Serpil Timuray Member of Executive Committee

Shameel Joosub Member of Executive Committee

Board of directors

Jean-François M. L. van Boxmeer Chairman of Supervisory Board

David Nish Member of Supervisory Board

Deborah Kerr Member of Supervisory Board

Delphine Ernotte Cunci Member of Supervisory Board

Hatem Dowidar Member of Supervisory Board

Kandimathie Ramon Member of Supervisory Board

Luka Mucic Member of Supervisory Board

María Amparo Moraleda Martínez Member of Supervisory Board

Michel Demaré Member of Supervisory Board

Simon Segars Member of Supervisory Board

Stephen Carter Member of Supervisory Board