

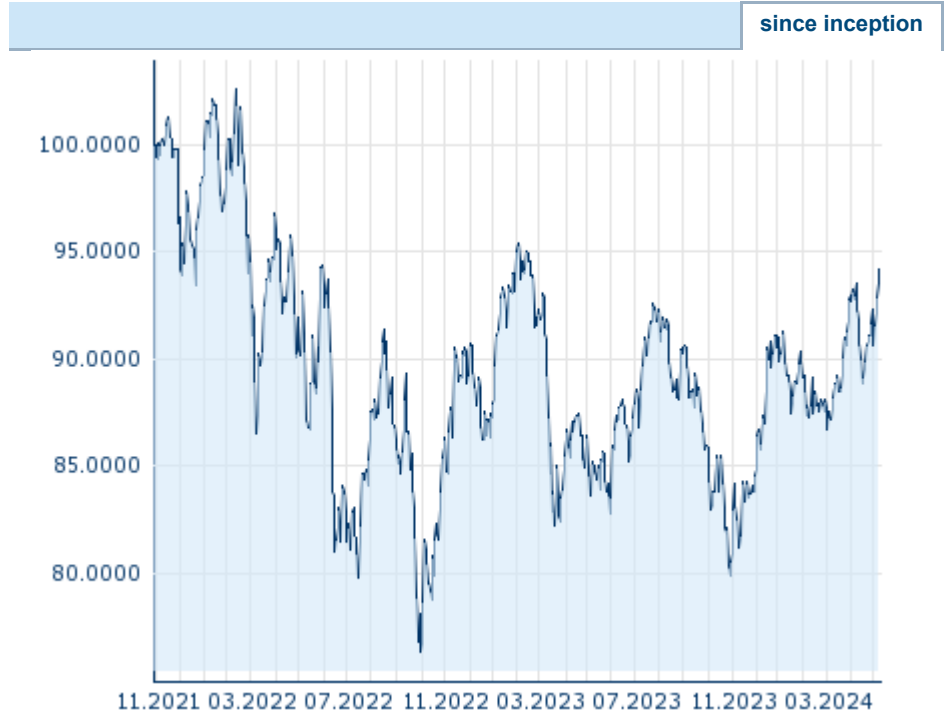
ERSTE STOCK VALUE (CZK) VT

The ERSTE STOCK VALUE (CZK) serves as a feeder fund for the ERSTE STOCK VALUE fund (master fund).

ISIN: AT0000A2STH3

Overview

2024/05/10	
NAV	
94.2200	
Difference	 0.76% (0.71)
General attributes	
Fund type	Equity Funds
Investment company	Erste Asset Management GmbH
Currency	CZK
Type	VT
Begin of subscription period	-
Inception	2021/10/28
Licensed in	AT,CZ
Duration of fund	open end
Distribution	07/01
Total assets	1,143,540,249.07 CZK
Fiscal year	04/01 - 03/31
Initial charge	3.00%
Management fee	1.80%
Ongoing charges	2.10%
Minimum investment	According to offer
Account number	-
Recommended holding period	At least 6 years
Investor experience	-
Investor tolerance	4 (scale 1-7)
Disclosure Regulation	Article 8



The chart shows the current fund share unit price (NAV) of the nominal value of an investment company proclaimed on that working day. Performances under 12 month have only little informative value. Information about previous performance does not guarantee future performance.

Source: Česká spořitelna, a. s.

Advantages

Investment in a concentrated portfolio of small and mid sized value stocks. Diversification of risks over several countries and industries. Opportunities for attractive value increase.

Details you should be aware of

The price of the funds can fluctuate considerably (high volatility). Due to the investment in foreign currencies, the fund value can fluctuate due to changes in the exchange rate. Capital loss is possible. Since the feeder fund predominantly invests in the master fund, the performance of the feeder fund depends significantly on the performance of the master fund. Other risks that may be of significance for the feeder fund are, in particular, credit and counterparty risk, liquidity risk, custody risk, derivative risk and operational risk. Comprehensive information on the risks of the feeder fund can be found in the

Performance goal and investment strategy

The ERSTE STOCK VALUE (CZK) serves as a feeder fund for the ERSTE STOCK VALUE fund (master fund). Foreign exchange risks of the master fund are hedged within the feeder fund against the Czech crown. The master fund is an equity fund which invests in selected companies worldwide. The fund's investment process is based on a quantitative pre-selection as well as an analysis of hereby identified companies according to fundamental and technical aspects. The stock selection is conducted with focus on value companies with a small or mid sized market capitalization. A concentrated portfolio is striven for as part of the portfolio construction process. Ecological and social factors as well as corporate management factors are integrated into the investment process.

Performance (2024/04/30)

Period	YTD	6m	1Y	3Y	5Y	10Y	since inc.
			(% p a)	(% p a)	(% p a)	(% p a)	(% p a)
Perf	1.38	-	7.32	-	-	-	-3.14

Annual performance in % (2024/04/30)

Period	2019	2020	2021	2022	2023
Perf	-	-	-	-11.11	4.07

Statistical figures (-)

Sharpe Ratio	-
Volatility in %	-

Upozornění na riziko podle rakouského zákona o investičních fondech 2011




Unless explicitly noted otherwise, performance figures for periods of less than ten years always start from the launch of the fund. Performance figures for periods of less than 12 months in particular are not indicative of a fund's development due to their short-term nature.

The Investment Fund will permanently invest at least 85% of its assets in shares of ERSTE STOCK VALUE (master fund).

Top holdings (2024/04/30)

ISIN	Name	Currency	%FA
-	UNICREDIT	-	4.24
-	ERSTE GROUP BNK INH. O.N.	-	3.45
-	RENAULT INH. EO 3,81	-	3.30
-	ING GROEP NV EO -,01	-	3.29
-	COCA-COLA EU.PA. EO -,01	-	3.23
-	RUBIS INH. NOUV. EO 1,25	-	3.18
-	MARATHON OIL DL 1	-	3.15
-	GOLDMAN SACHS GRP INC.	-	3.05
-	GLOBAL PAYMENTS DL-,01	-	2.89
-	CTP N.V. EO 1	-	2.86

Holdings by country (2024/04/30)

	53.85 %	United States of America
	12.85 %	Netherlands
	7.73 %	France

7.66 %	Italy
4.28 %	Austria
2.58 %	Denmark
2.43 %	Hungary
2.18 %	Spain
2.04 %	Ireland
1.91 %	United Kingdom

Percentage holdings by sector (2024/04/30)

26.31 %	Financials
13.36 %	Consumer Discretionary
10.15 %	Industrials
9.32 %	Energy
8.33 %	Health Care
6.61 %	Materials
6.57 %	Consumer Staples
6.28 %	Utilities
5.89 %	Real Estate
3.92 %	Communication Services

Disclaimer

The full names of the open-ended mutual funds and complete product information are provided in the statutes (prospectuses) of the funds. The information stated herein is of the nature of a promotional message. The information stated in this message is not an investment recommendation or investment advice since it does not take into account the specific situation of specific investors. The value of the financial instruments may rise and fall, while there is no guarantee of a return on the originally invested amount. Past performance is no guarantee of the same performance in a future period. A visitor to this website may be outside the target market of the financial instruments stated herein. We recommend that you consult your specific investment plan with an expert advisor who will verify that the planned investment will be commensurate with your knowledge and experience, that it will be in accordance with your needs, characteristics and goals, financial circumstances or relation to risk, and will familiarise you with all possible risks of a specific investment opportunity.